



the Music **ADVENTURES**

In the Jungle

Music  with Lindsey



Table of Contents

The Music Adventures Table of Contents	p. 1
“In the Jungle” Scope & Sequence (weekly work)...	p. 2

Weekly Assignments

Lesson #1	p. 3
Written Homework #1 (Solfege Treehouse)	p. 4
Lesson #2	p. 5
Written Homework #2 (Music Alphabet Match)	p. 6
Lesson #3	p. 7
Written Homework #3 (Itsy Bitsy Spider’s Staff)	p. 8
Lesson #4	p. 9
Written Homework #4 (Going on a Note Hunt)	p. 10
Lesson #5	p. 11
Written Homework #5 (Draw Song: Kangaroos)	p. 12
Lesson #6	p. 13
Written Homework #6 (Lines, Spaces, High or Low?)	p. 14
Lesson #7	p. 15
Written Homework #7 (Staccato or Legato?)	p. 16
Lesson #8	p. 17
Written Homework #8 (Fruit Rhythm Match)	p. 18
Lesson #9	p. 19
Written Homework #9 (Steps and Skips)	p. 20
Lesson #10	p. 21
Written Homework #10 (Draw a Song: Lion)	p. 22
Lesson #11	p. 23
Written Homework #11 (Choose Recital Song)	p. 24
Lesson #12	p. 25
Written Homework #12 (Name That Known Tune)	p. 26
Lesson #13	p. 27
Written Homework #13 (Steps, Skips, & Same Notes)	p. 28
Lesson #14	p. 29
Written Homework #14 (Hello Music Term Review)	p. 30
Lesson #15	p. 31
STUDENT PROGRESS MAP (Homework Completion)	p. 32

Alphabetized Music Table of Contents

<i>The ABC’s of Fur Elise</i>	p. 41
<i>A Ram Sam Sam Melody</i> (LH & RH)	p. 51
<i>A Ram Sam Sam Ostinato</i>	p. 52
<i>Before Dinner</i>	p. 60
<i>Black Snake</i>	p. 56
<i>Bye Baby Bunting</i> (LH & RH)	p. 43-44
<i>Che Che Koolay</i>	p. 59
<i>Fanga Alafia</i>	p. 49
<i>Fruit Scales</i>	p. 47-48
<i>It’s Raining, It’s Pouring</i>	p. 57
<i>Jungle Rhythms Reference Sheet</i>	p. 34
<i>Kangaroo Skippyroo</i> (LH & RH)	p. 45-46
<i>Love Somebody</i>	p. 38
<i>Major Scale Ladder Steps</i>	p. 42
<i>Mexican Hat Dance</i> (LH & RH)	p. 55
<i>Rain Rain Go Away</i>	p. 36
<i>Row Row Row Your Boat</i> (LH & RH)	p. 39-40
<i>Spanish Counting Song</i>	p. 58
<i>Star Light Star Bright</i>	p. 35
<i>Twinkle Twinkle Little Star</i> (LH & RH)	p. 53-54
<i>Up and Down the Giraffe’s Neck</i>	p. 50
<i>Valentine Red and Blue</i>	p. 37

Reference Section/Tools

Keyboard 2 octaves, Symbols Quiz.	p. 33
Solfege Song	p. 61
Neighborhood Keys	p. 62
Fruit Rhythm Flashcards (cut p. 64)	p. 63-64
Beat Map 16 Hearts	p. 66

Arrangements and Book made by Lindsey Judd
 All Rights Reserved. Copyright 2022 Music with Lindsey
 Please do not copy without written consent.

The Music Adventures 1.5: "In the Jungle" Scope & Sequence

Class	Songs to learn (5x's each) B: Bells, P: Piano	Homework to write (1x)	Parent/Child Activities (5 min)	CD to listen	Cards to know (2 min)
1	B: <i>Star Light Star Bright</i> p.35 P: <i>Rain Rain Go Away</i> p. 36	Draw Your Jungle Treehouse/Solfege p. 4	<i>A Ram Sam Sam</i> video	All	Keyboard Alphabet Cards (quiz until you know all note names)
2	<i>Valentine, Red and Blue</i> p.37	The Music Alphabet Match p. 6	<i>5 Little Speckled Frogs</i> fingerplay Video		Hal Leonard white same, step, skip cards #35-40 both sides
3	<i>Love Somebody</i> p. 38	The Itsy Bitsy Spider's Staff p. 8	<i>Love Somebody</i> Game video		Keyboard Alphabet Cards
4	<i>Row, Row, Row Your Boat</i> p.39-40	Going on a Note Hunt p.10	<i>Going on a Lion Hunt</i> video		Hal Leonard white same, step, skip cards #35-40 both sides
5	B: <i>ABC's of Fur Elise</i> p.41 P: <i>Bye Baby Bunting</i> (RH & LH) p. 43-44	Draw a Song: Carnival of the Animals-Kangaroos by Saens p.12	<i>Kangaroos</i> Story to Saens piece video		Keyboard Alphabet Cards
6	<i>Mexican Hat Dance</i> (RH & LH) p.55	Lines, Spaces, High or Low? p. 14	<i>Mexican Hat Dance</i> video		Hal Leonard white same, step, skip cards
7	<i>Kangaroo Skippyroo</i> p.45-46	Staccato or Legato? p.16	<i>Kangaroo Skippyroo</i> video		Keyboard Alphabet Cards
8	B: <i>Fruit Scales</i> p. 47-48 P: <i>Major Scale</i> p. 42	Fruit Rhythm Match p. 18	<i>Down in the Jungle</i> video		Hal Leonard white same, step, skip cards
9	<i>Fanga Alafia</i> p. 49	Steps and Skips p. 20	<i>Who's in the Garden</i> video		Keyboard Alphabet Cards
10	<i>A Ram Sam Sam Ostinato</i> p.52, <i>A Ram Sam Sam Melody</i> p. 52	Draw a Song: Carnival of the Animals--Royal Lion by Saens p. 22	Lion and Mouse Story to Saens piece video		Hal Leonard white same, step, skip cards #35-40 both sides
11	<i>Twinkle, Twinkle Little Star</i> (RH and LH) p. 53-54	Choose Your Recital Songs p. 24	<i>5 Little Monkeys</i> fingerplay video		Keyboard Alphabet Cards
12	B: <i>Up/Down Giraffe's Neck</i> p. 50 P: <i>It's Raining, It's Pouring</i> p.57	Name that Tune, Melody Match p. 26	"Animal Triathlon" Tchaikovsky's <i>Russian Dance</i> video		Hal Leonard white same, step, skip cards #35-40 both sides
13	<i>Black Snake</i> p. 56 (Show at Assessment)	Steps, Skips & Same Notes p. 28	<i>Obwisana</i> video		Keyboard Alphabet Cards
14	Private Lesson Assessment (Practice Recital Songs)	Review for Assessment p.30 Parent Survey (email)	<i>Che Che Koolay</i> video		Hal Leonard white same, step, skip cards #35-40 both sides
15	Students' Recital Songs! Yay! :)	No HW. Recital tips! :)	Recital Practice video		Keyboard Alphabet Cards

PlayTime! Jungle #1

Listen Sing Write Play Quiz Dance

Focus Concept: Welcome Back! Let's explore the Jungle!

>>>Thanks for practicing! It will pay off! Keep going! <<<	1x	2x	3x	4x	5x
1.CD--Happy Listening! Listen to your CD as much as you can!	Listening/Singing Time 2x				
	30 min	30 min			
2. Homework! <ul style="list-style-type: none"> Do HW 1-p.4 "Draw Your Own Jungle Treehouse." Follow Directions. :) 	Writing Time (1x)				
	5 min				
3. Instrument Play! Follow your music! 1 New <u>Bells:</u> <ul style="list-style-type: none"> <u>New:</u> Star Light, Star Bright p. 35 (video) <u>Piano:</u> <ul style="list-style-type: none"> <u>New:</u> Rain Rain Go Away p. 36 (video) 	Mallets and Finger Time (5x)				
	5 min	5 min	5 min	5 min	5 min
	5 min	5 min	5 min	5 min	5 min
4. Flashcards! <ul style="list-style-type: none"> Practice your house flashcards: letter side out easier, house side out harder. Say and play 3 of each note. Master it! (video) 	Flash Those Cards Time (3x)				
	3 min	3 min	3 min		
5. Dance with Me! Parent/Child Play: <ul style="list-style-type: none"> <i>A Ram Sam Sam</i> (fun video!) 	Parent/Child Bonding Time (2x)				
	5 min	5 min			

You choose! Practice 15 Minutes/day! 5 times/week!

Welcome to the Jungle!

Draw Your Own Jungle Treehouse!



Directions:

1) Color each ladder step to match your bell colors.

2) Draw your jungle tree house on the platform.

3) Sing the solfège going up and down on your bells, as you pretend to climb up and down your tree house.

PlayTime! Jungle #2

Listen Sing Write Play Quiz Dance

Focus Concept: The Music Alphabet has 7 letters, ABCDEFG!

>>>Thanks for practicing! It will pay off! Keep going! <<<		1x	2x	3x	4x	5x
1.CD--Happy Listening! Listen to your CD as much as you can!		Listening/Singing Time 2x				
		30 min	30 min			
2. Homework! <ul style="list-style-type: none"> Do HW 2-p. 6 "The Music Alphabet Match." Follow Directions. :) 		Writing Time (1x)				
		5 min				
3. Instrument Play! Follow your music! 1 New 1 Review <u>Bells:</u> <ul style="list-style-type: none"> <u>New:</u> <i>Valentine, Red and Blue</i> p.37 (vid) <u>Review:</u> <i>Star Light, Star Bright</i> p. 35 (vid) <u>Piano:</u> <ul style="list-style-type: none"> <u>New:</u> <i>Valentine, Red and Blue</i> p.37 (vid) Follow hand position diagram in music. <u>Review:</u> <i>Rain Rain Go Away</i> p. 36 (vid) 		Mallets and Finger Time (5x)				
		5 min	5 min	5 min	5 min	5 min
		5 min	5 min	5 min	5 min	5 min
4. Flashcards! <ul style="list-style-type: none"> Hal Leonard white cards. Read and play same, step, and skip movements, #35-40 both sides of cards (video) 		Flash Those Cards Time (3x)				
		3 min	3 min	3 min		
5. Dance with Me! Parent/Child Play: <ul style="list-style-type: none"> <i>Five Little Speckled Frogs</i> (fingerplay video) 		Parent/Child Bonding Time (2x)				
		5 min	5 min			

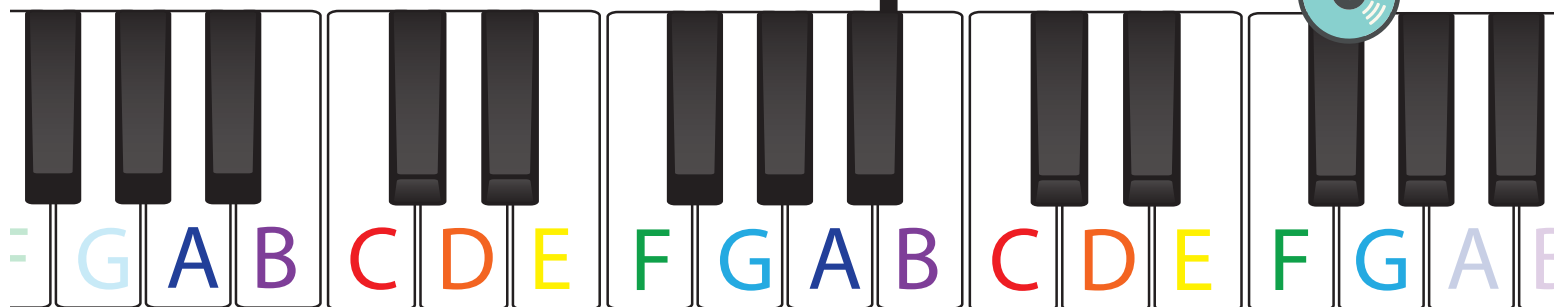
You choose! Practice 15 Minutes/day! 5 times/week!

The Music Alphabet


"7 Note Alphabet"

CD Track :

Sing along
& Point



Jumbled up, Jungle Alphabet Soup: label the notes.



PlayTime! Jungle #3


Listen Sing Write Play Quiz Dance

Focus Concept: Written music is on lines and spaces, the staff.

>>>Thanks for practicing! It will pay off! Keep going! <<<	1x	2x	3x	4x	5x
1.CD--Happy Listening! Listen to your CD as much as you can!	Listening/Singing Time 2x				
	30 min	30 min			
2. Homework! <ul style="list-style-type: none"> Do HW 3-p. 8 "The Itsy Bitsy Spider's Staff." Follow Directions. :) 	Writing Time (1x)				
	5 min				
3. Instrument Play! Follow your music! 1 New 1 Review <u>Bells:</u> <ul style="list-style-type: none"> <u>New:</u> Love Somebody p. 38 (video) <u>Review:</u> Valentine, Red and Blue p.37 <u>Piano:</u> <ul style="list-style-type: none"> <u>New:</u> Love Somebody with Right Hand, 5 finger position p. 38 (video) <u>Review:</u> Valentine, Red and Blue p. 37 	Mallets and Finger Time (5x)				
	5 min	5 min	5 min	5 min	5 min
	5 min	5 min	5 min	5 min	5 min
4. Flashcards! <ul style="list-style-type: none"> Practice your house flashcards: letter side out easier, house side out harder. Say and play 3 of each note. Master it! (video) 	Flash Those Cards Time (3x)				
	3 min	3 min	3 min		
5. Dance with Me! Parent/Child Play: <ul style="list-style-type: none"> Love Somebody game video 	Parent/Child Bonding Time (2x)				
	5 min	5 min			

You choose! Practice 15 Minutes/day! 5 times/week!

The Itsy-Bitsy Spider's Staff



"He landed in the spaces. Lines made his tummy laugh.
He counted all the spaces. He saw that there were 4.
Then the Itsy Bitsy Spider counted lines, they had one more, 5."

Grand Staff

Treble Clef

Bass Clef

Bar Line

Double Bar Line = THE END

1) Circle the correct clef name:

2) Label: L for Line or S for Space and which line/space number.

Treble Clef

Bass Clef

L 1

3) Circle the correct clef name:

4) Draw your own whole note line and space notes in the correct locations.

Treble Clef

Bass Clef

L 2 S 4 S 2 L 3 L 1 S 3 L 4 S 1 L 5

PlayTime! Jungle #4

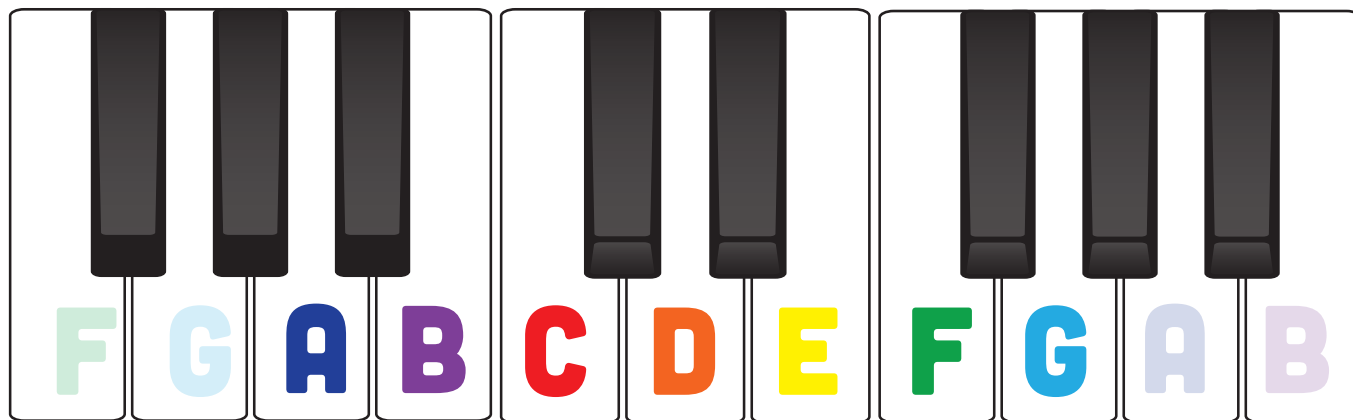
Listen Sing write Play Quiz Dance

Focus Concept: Knowing Music Alphabet Forward and Back!

>>>Thanks for practicing! It will pay off! Keep going! <<<	1x	2x	3x	4x	5x
1.CD--Happy Listening! Listen to your CD as much as you can!	Listening/Singing Time 2x				
	30 min	30 min			
2. Homework! <ul style="list-style-type: none"> Do HW 4-p. 10 "Going on a Note Hunt." Follow Directions. :) 	Writing Time (1x)				
	5 min				
3. Instrument Play! Follow your music! 1 New 1 Review <u>Bells:</u> <ul style="list-style-type: none"> <u>New:</u> Row, Row Row Your Boat p. 39-40 (video) <u>Review:</u> Love Somebody p. 38 <u>Piano:</u> <ul style="list-style-type: none"> <u>New:</u> Row, Row Row Your Boat p. 39-40 LH, RH or play together! Follow keyboard diagram. :) (videos) <u>Review:</u> Love Somebody p. 38 	Mallets and Finger Time (5x)				
	5 min	5 min	5 min	5 min	5 min
	5 min	5 min	5 min	5 min	5 min
	5 min	5 min	5 min	5 min	5 min
4. Flashcards! <ul style="list-style-type: none"> Hal Leonard white cards. Read and play same, step, and skip movements, #35-40 both sides of cards (video) 	Flash Those Cards Time (3x)				
	3 min	3 min	3 min		
5. Dance with Me! Parent/Child Play: <ul style="list-style-type: none"> Going on a Lion Hunt (story <u>video</u>). 	Parent/Child Bonding Time (2x)				
	5 min	5 min			

You choose! Practice 15 Minutes/day! 5 times/week!

Going On a Note Hunt



- 1) Write in each missing note name below.
 - 2) Play CD "7 Note Alphabet" song.
- Sing along and point to each letter below.

Note Names Going Up

EXAMPLE

A B C D E F G

A _ C D E F G

A B C D E _ G

A B _ D E F G

A B C D E F _

_ B C D E F G

Note Names Going Down

EXAMPLE

G F E D C B A

G F _ D C B A

G F E D C B _

_ F E D C B A

G F E D C _ A

G F E _ C B A

PlayTime! Jungle #5

Listen Sing write Play Quiz Dance

Focus Concept: Hearing stories within classical music!

>>>Thanks for practicing! It will pay off! Keep going! <<<	1x	2x	3x	4x	5x
1.CD--Happy Listening! Listen to your CD as much as you can!	Listening/Singing Time 2x				
	30 min	30 min			
2. Homework! <ul style="list-style-type: none"> Do HW 5-p. 12 "Draw a Song: Saens Kangaroos." Follow Directions. :) 	Writing Time (1x)				
	5 min				
3. Instrument Play! Follow your music! 1 New 1 Review <u>Bells:</u> <ul style="list-style-type: none"> <u>New:</u> <i>ABC's of Fur Elise</i> p. 41 (video) <u>Review:</u> <i>Row, Row Row Your Boat</i> p.39-40 <u>Piano:</u> <ul style="list-style-type: none"> <u>New:</u> <i>Bye Baby Bunting</i> p. 43-44 Learn either/both RH & LH! (video) <u>Review:</u> <i>Row, Row Row Your Boat</i> p.39-40 	Mallets and Finger Time (5x)				
	5 min	5 min	5 min	5 min	5 min
	5 min	5 min	5 min	5 min	5 min
	5 min	5 min	5 min	5 min	5 min
4. Flashcards! <ul style="list-style-type: none"> Practice your house flashcards: letter side out easier, house side out harder. Say and play 3 of each note. Master it! (video) 	Flash Those Cards Time (3x)				
	3 min	3 min	3 min		
5. Dance with Me! Parent/Child Play: <ul style="list-style-type: none"> Saens <i>Carnival of the Animals: Kangaroos</i> (classical story play video). 	Parent/Child Bonding Time (2x)				
	5 min	5 min			

You choose! Practice 15 Minutes/day! 5 times/week!

~Draw A Song!~



Camille Saint-Saens

The Carnival of the Animals: (VI) Kangaroos

~ Little Joey is looking for Momma Kanga.~

What happens when he finds her?

1) Listen to this Classical piece on your CD. 2) Draw the story below.

PlayTime! Jungle #6

Listen Sing Write Play Quiz Dance


Focus Concept: Staff Lines, Spaces, High and Low Notes

>>>Thanks for practicing! It will pay off! Keep going! <<<		1x	2x	3x	4x	5x
1.CD--Happy Listening! Listen to your CD as much as you can!		Listening/Singing Time 2x				
		30 min	30 min			
2. Homework! <ul style="list-style-type: none"> Do HW 6-p. 55 "Lines, Spaces, High or Low Notes? Follow Directions. :)" 		Writing Time (1x)				
		5 min				
3. Instrument Play! Follow your music! 1 New 1 Review <u>Bells:</u> <ul style="list-style-type: none"> <u>New:</u> Mexican Hat Dance p. 55 (video) <u>Review:</u> ABC's of Fur Elise p. 41 <u>Piano:</u> <ul style="list-style-type: none"> <u>New:</u> Mexican Hat Dance p. 55 Learn either/both RH & LH! (videos) <u>Review:</u> Row, Row Row Your Boat p.39-40 		Mallets and Finger Time (5x)				
		5 min	5 min	5 min	5 min	5 min
		5 min	5 min	5 min	5 min	5 min
4. Flashcards! <ul style="list-style-type: none"> Hal Leonard white cards. Read and play same, step, and skip movements, #35-40 both sides of cards (video) 		Flash Those Cards Time (3x)				
		3 min	3 min	3 min		
5. Dance with Me! Parent/Child Play: <ul style="list-style-type: none"> Mexican Hat Dance (dance <u>video</u>). 		Parent/Child Bonding Time (2x)				
		5 min	5 min			

You choose! Practice 15 Minutes/day! 5 times/week!

1 2 3 4 5

Lines, Spaces, High or Low?



Circle the line notes:



Circle the space notes:



Circle the lower note, per color. Circle the higher note, per color.



Circle the higher note, per measure.



Circle the lower note, per measure.



PlayTime! Jungle #7

Listen Sing write Play Quiz Dance

Focus Concept: How we play/sing notes matters! Staccato/Legato?

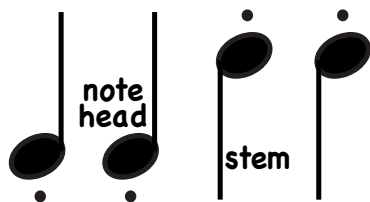
>>>Thanks for practicing! It will pay off! Keep going! <<<	1x	2x	3x	4x	5x
1.CD--Happy Listening! Listen to your CD as much as you can!	Listening/Singing Time 2x				
	30 min	30 min			
2. Homework! <ul style="list-style-type: none"> Do HW 7-p.45-46 "Staccato or Legato?" Follow Directions. :) (video) 	writing Time (1x)				
	5 min				
3. Instrument Play! Follow your music! 1 New 1 Review <u>Bells:</u> <ul style="list-style-type: none"> <u>New:</u> Kangaroo Skippyroo p. 45-46 (vid) <u>Review:</u> Mexican Hat Dance p. 55 <u>Piano:</u> <ul style="list-style-type: none"> <u>New:</u> Kangaroo Skippyroo p. 45-46 Learn either/both RH & LH! (video) <u>Review:</u> Mexican Hat Dance p. 55 	Mallets and Finger Time (5x)				
	5 min	5 min	5 min	5 min	5 min
	5 min	5 min	5 min	5 min	5 min
4. Flashcards! <ul style="list-style-type: none"> Practice your house flashcards: letter side out easier, house side out harder. Say and play 3 of each note. Master it! (video) 	Flash Those Cards Time (3x)				
	3 min	3 min	3 min		
5. Dance with Me! Parent/Child Play: <ul style="list-style-type: none"> Kangaroo Skippyroo (game video). 	Parent/Child Bonding Time (2x)				
	5 min	5 min			

You choose! Practice 15 Minutes/day! 5 times/week!

Staccato OR Legato?

Staccato Notes


Sound short and detached.
Think choppy notes, like **jumps**
or punches. "Sta-cca-to!"



Staccato dots are placed on the opposite side of the stem, above or below the note head.

Legato Notes

Sound smooth and connected.
Think notes smeared together
with peanut butter. "Legaaato."



Legato lines are placed on the opposite side of the stem, above or below the note head.



1) Draw staccato dots in this box.



2) Draw legato lines in this box.



3) Draw staccato dots over/under notes. 4) Draw legato lines over/under notes.



PlayTime! Jungle #8


Listen Sing write Play Quiz Dance

Focus Concept: Complicated rhythms made easy with fruit!

>>>Thanks for practicing! It will pay off! Keep going! <<<	1x	2x	3x	4x	5x
1.CD--Happy Listening! Listen to your CD as much as you can!	Listening/Singing Time 2x				
	30 min	30 min			
2. Homework! <ul style="list-style-type: none"> Do HW 8-p.18 "Fruit Rhythm Match" Follow Directions. :) (video) 	writing Time (1x)				
	5 min				
3. Instrument Play! Follow your music! 1 New 1 Review <u>Bells:</u> <ul style="list-style-type: none"> <u>New:</u> <i>Fruit Scales</i> p. 47-48 (video) <u>Review:</u> <i>Kangaroo Skippyroo</i> p. 45-46 <u>Piano:</u> <ul style="list-style-type: none"> <u>New:</u> <i>Major Scale Ladder</i> p. 42 LH & RH take turns playing! (video) <u>Review:</u> <i>Kangaroo Skippyroo</i> p. 45-46 	Mallets and Finger Time (5x)				
	5 min	5 min	5 min	5 min	5 min
	5 min	5 min	5 min	5 min	5 min
	5 min	5 min	5 min	5 min	5 min
4. Flashcards! <ul style="list-style-type: none"> Hal Leonard white cards. Read and play same, step, and skip movements, #35-40 both sides of cards (video) 	Flash Those Cards Time (3x)				
	3 min	3 min	3 min		
5. Dance with Me! Parent/Child Play: <ul style="list-style-type: none"> <i>Down in the Jungle</i> (video) 	Parent/Child Bonding Time (2x)				
	5 min	5 min			




You choose! Practice 10 Minutes/day! 5 times/week!

Fruit Rhythm Match



The fruit spilled out of the basket! The rhythms are all mixed up!

- 1) Write the fruit number by its' matching rhythm.
- 2) Cut out the Fruit Rhythm Flashcards p. 63
- 3) Mix 4 cards to make your own patterns. Clap and say names.



PlayTime! Jungle #9

Listen Sing Write Play Quiz Dance

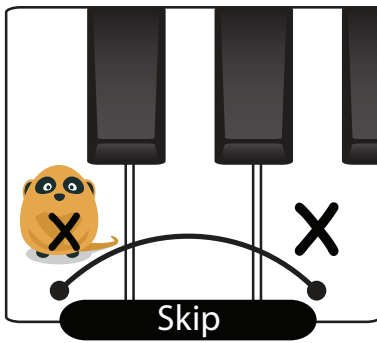
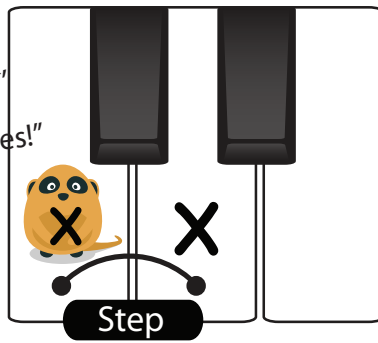
Focus Concept: Steps and Skips on instruments and the staff!

>>>Thanks for practicing! It will pay off! Keep going! <<<	1x	2x	3x	4x	5x
1.CD--Happy Listening! Listen to your CD as much as you can!	Listening/Singing Time 2x				
	30 min	30 min			
2. Homework! <ul style="list-style-type: none"> Do HW 9-p.20 "Steps and Skips" Follow Directions. :) (video) 	Writing Time (1x)				
	5 min				
3. Instrument Play! Follow your music! 1 New 1 Review <u>Bells:</u> <ul style="list-style-type: none"> <u>New:</u> <i>Fanga Alafia</i> p. 49 (video) <u>Review:</u> <i>Fruit Scales</i> p. 47-48 <u>Piano:</u> <ul style="list-style-type: none"> <u>New:</u> <i>Fanga Alafia</i> p. 49 LH & RH take turns playing! (video) <u>Review:</u> <i>Major Scale Ladder</i> p. 42 	Mallets and Finger Time (5x)				
	5 min	5 min	5 min	5 min	5 min
	5 min	5 min	5 min	5 min	5 min
4. Flashcards! <ul style="list-style-type: none"> Practice your house flashcards: letter side out easier, house side out harder. Say and play 3 of each note. Master it! (video) 	Flash Those Cards Time (3x)				
	3 min	3 min	3 min		
5. Dance with Me! Parent/Child Play: <ul style="list-style-type: none"> <i>Who's in the Garden</i> (role-play game <u>video</u> from Ghana). 	Parent/Child Bonding Time (2x)				
	5 min	5 min			

You choose! Practice 10 Minutes/day! 5 times/week!

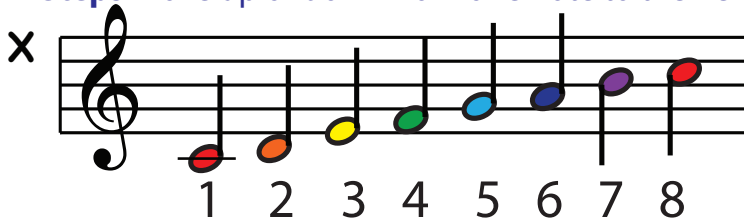
Steps and Skips!

"Climbing up the giraffe's neck, I reach the top and eat the leaves!"

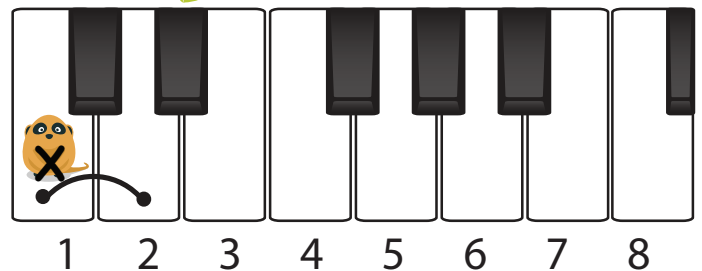


There are 8 steps in a Major Scale!

Steps move up or down from one note to the next note.



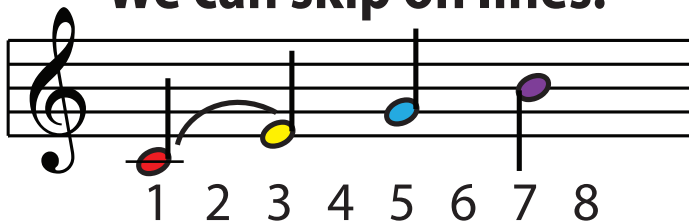
1) Draw 7 "X"s, on each step.



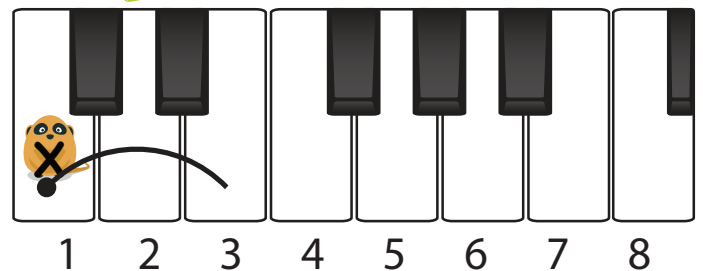
2) Play each note on your bells or piano and say, "Step, step, step," etc.

X Skips move up or down from a space to the next space or a line to the next line. Skip over one note.

We can skip on lines!




3) Draw 3 "X"s, on each line skip.

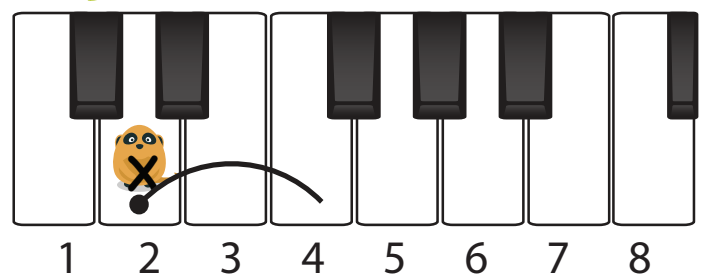


4&6) Play each note on your bells or piano and say, "Skip, skip, skip," etc.

We can skip in spaces!



5) Draw 3 "X"s, on each space skip.



PlayTime! Jungle #10

Listen Sing Write Play Quiz Dance

Focus Concept: We are never too small to help, like the mouse!

>>>Thanks for practicing! It will pay off! Keep going! <<<	1x	2x	3x	4x	5x
1.CD--Happy Listening! Listen to your CD as much as you can!	Listening/Singing Time 2x				
	30 min	30 min			
2. Homework! <ul style="list-style-type: none"> Do HW 10-p. 22 "Draw a Song: Saens Lions" Follow Directions. :) (video) 	Writing Time (1x)				
	5 min				
3. Instrument Play! Follow your music! 1 New 1 Review <u>Bells:</u> <ul style="list-style-type: none"> <u>New:</u> <i>A Ram Sam Sam</i> p. 52 (video) <u>Review:</u> <i>Fanga Alafia</i> p. 49 <u>Piano:</u> <ul style="list-style-type: none"> <u>New:</u> <i>A Ram Sam Sam</i> Melodic p. 51 LH & RH take turns playing/<i>A Ram Sam Sam Ostinato</i> p. 52 RH, LH, or HT! (video) <u>Review:</u> <i>Fanga Alafia</i> p. 49 	Mallets and Finger Time (5x)				
	5 min	5 min	5 min	5 min	5 min
	5 min	5 min	5 min	5 min	5 min
4. Flashcards! <ul style="list-style-type: none"> Hal Leonard white cards. Read and play same, step, and skip movements, #35-40 both sides of cards (video) 	Flash Those Cards Time (3x)				
	3 min	3 min	3 min		
5. Dance with Me! Parent/Child Play: <ul style="list-style-type: none"> <i>Lion and Mouse Story</i> (role-play to classical music <u>video</u>). 	Parent/Child Bonding Time (2x)				
	5 min	5 min			

You choose! Practice 10 Minutes/day! 5 times/week!

~Draw A Song!~

Composer: Camille Saint-Saens

The Carnival of the Animals: (I) Royal March of the Lion

1) Listen to this Classical piece on your CD. 2) Draw the story below.

~ Remember Aesop's Fable of The Lion and the Mouse.~

Moral: No being is so small (like you) that it cannot help a greater.

PlayTime! Jungle #11

Listen Sing write Play Quiz Dance

Focus Concept: Our hands can cross over like shooting stars!

>>>Thanks for practicing! It will pay off! Keep going! <<<	1x	2x	3x	4x	5x
1.CD--Happy Listening! Listen to your CD as much as you can!	Listening/Singing Time 2x				
	30 min	30 min			
2. Homework! <ul style="list-style-type: none"> Do HW 11-p. 24 "Choose Your Recital Songs" See List. Follow Directions. :) 	writing Time (1x)				
	5 min				
3. Instrument Play! Follow your music! 1 New 1 Review <u>Bells:</u> <ul style="list-style-type: none"> <u>New:</u> <i>Twinkle Twinkle Little Star</i> p.53-54 (video) <u>Review:</u> <i>A Ram Sam Sam</i> p. 51-52 <u>Piano:</u> <ul style="list-style-type: none"> <u>New:</u> <i>Twinkle Twinkle Little Star</i> p. 53-54 (video) <u>Review:</u> <i>A Ram Sam Sam</i> p. 51-52 	Mallets and Finger Time (5x)				
	5 min	5 min	5 min	5 min	5 min
	5 min	5 min	5 min	5 min	5 min
4. Flashcards! <ul style="list-style-type: none"> Practice your house flashcards: letter side out easier, house side out harder. Say and play 3 of each note. Master it! (video) 	Flash Those Cards Time (3x)				
	3 min	3 min	3 min		
5. Dance with Me! Parent/Child Play: <ul style="list-style-type: none"> <i>5 Little Monkeys</i> (piano finger number fingerplay video). 	Parent/Child Bonding Time (2x)				
	5 min	5 min			


You choose! Practice 10 Minutes/day! 5 times/week!

My Recital Songs

What Songs Do I Want to Play for The Music Adventures' Recital?

"I spy with my little eye, I hear with my little ear, the songs I want to play!"
I can choose from the following songs:

- 1) Valentine Red and Blue
- 2) Love Somebody
- 3) Star Light, Star Bright
- 4) Row Row Row Your Boat
- 5) Mexican Hat Dance
- 6) Rain Rain Go Away
- 7) Kangaroo Skippyroo
- 8) Bye Baby Bunting
- 9) A Ram Sam Sam Ostinato
- 10) Twinkle Twinkle Little Star
- 11) Climbing Up the Giraffe's Neck
- 12) It's Raining, It's Pouring
- 13) Black Snake
- 14) Fanga Alafia



As a class we will play: 1) The ABC's of Fur Elise, 2) 7 Note Alphabet, 3) Fruit Scales

My two favorite songs on the bells are:

1. _____

2. _____

My two favorite songs on the piano are:

1. _____

2. _____

PlayTime! Jungle #12

Listen Sing Write Play Quiz Dance

Focus Concept: We are smart! We can read and uncover music!

>>>Thanks for practicing! It will pay off! Keep going! <<<	1x	2x	3x	4x	5x
1.CD--Happy Listening! Listen to your CD as much as you can!	Listening/Singing Time 2x				
	30 min	30 min			
2. Homework! <ul style="list-style-type: none"> Do HW 12-p.26 "Name that Tune Melody Match" Follow Directions. :) 	Writing Time (1x)				
	5 min				
3. Instrument Play! Follow your music! 1 New 1 Review <u>Bells:</u> <ul style="list-style-type: none"> <u>New:</u> <i>Up/Down Giraffe's Neck</i> p. 50 (video) <u>Review:</u> <i>T. Twinkle Little Star</i> p. 53-54 <u>Piano:</u> <ul style="list-style-type: none"> <u>New:</u> <i>It's Raining, It's Pouring</i> p. 57, LH & RH share the melody (video) <u>Review:</u> <i>T. Twinkle Little Star</i> p. 53-54 	Mallets and Finger Time (5x)				
	5 min	5 min	5 min	5 min	5 min
	5 min	5 min	5 min	5 min	5 min
4. Flashcards! <ul style="list-style-type: none"> Hal Leonard white cards. Read and play same, step, and skip movements, #35-40 both sides of cards (video) 	Flash Those Cards Time (3x)				
	3 min	3 min	3 min		
5. Dance with Me! Parent/Child Play: <ul style="list-style-type: none"> "Animal Triathlon" Tchaikovsky's <i>Russian Dance</i> (classical role-play video). 	Parent/Child Bonding Time (2x)				
	5 min	5 min			

You choose! Practice 10 Minutes/day! 5 times/week!

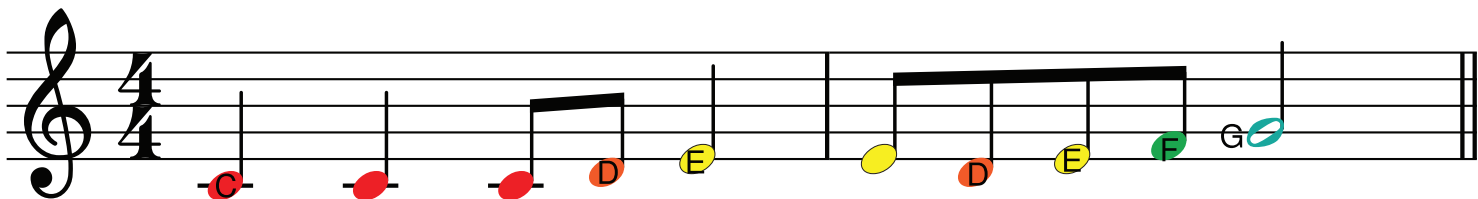
Name That Tune!

There are 4 songs. Play them to discover their tune.


Match the solfege words to the line of music it describes:

- 1) Rain Rain Go Away- sol mi sol sol mi, sol sol mi la sol sol mi
- 2) Major Scale- do re mi fa sol la ti do, do ti la sol fa mi re do
- 3) Row Your Boat- do do do re mi, mi re mi fa sol
- 4) Love Somebody- do mi sol sol, re mi fa

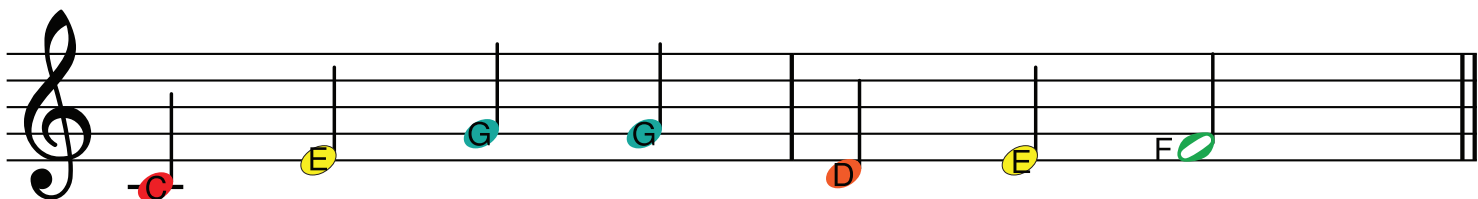
Name this tune: 1 2 3 4



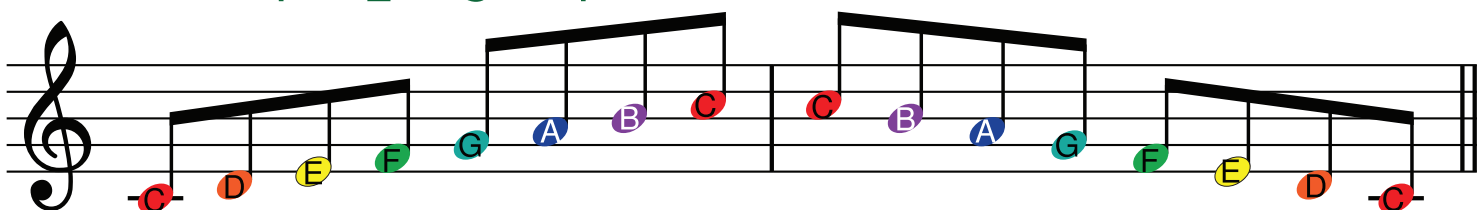
Name this tune: 1 2 3 4



Name this tune: 1 2 3 4



Name this tune: 1 2 3 4



PlayTime! Jungle #13

Listen Sing Write Play Quiz Dance

Focus Concept: Let's remember our exciting and fun journey!

>>>Thanks for practicing! It will pay off! Keep going! <<<	1x	2x	3x	4x	5x
1.CD--Happy Listening! Listen to your CD as much as you can!	Listening/Singing Time 2x				
	30 min	30 min			
2. Homework! <ul style="list-style-type: none"> Do HW 13- p. 28 "Steps, Skips & Same Notes" Follow directions please. :) 	Writing Time (1x)				
	5 min				
3. Instrument Play! Follow your music! 1 New 1 Review <u>Bells:</u> <ul style="list-style-type: none"> <u>New:</u> <i>Black Snake</i> p. 56 (video) <u>Review:</u> <i>Up/Down Giraffe's Neck</i> p. 50 <u>Piano:</u> <ul style="list-style-type: none"> <u>New:</u> <i>Black Snake</i> p. 56, LH & RH share the melody (video) <u>Review:</u> <i>It's Raining, It's Pouring</i> p. 57 	Mallets and Finger Time (5x)				
	5 min	5 min	5 min	5 min	5 min
	5 min	5 min	5 min	5 min	5 min
4. Flashcards! <ul style="list-style-type: none"> Practice your house flashcards: letter side out easier, house side out harder. Say and play 3 of each note. Master it! (video) 	Flash Those Cards Time (3x)				
	3 min	3 min	3 min		
5. Dance with Me! Parent/Child Play: <ul style="list-style-type: none"> <i>Obwisana</i> (passing game, steady beat, rock craft, video). 	Parent/Child Bonding Time (2x)				
	5 min	5 min			

You choose! Practice 10 Minutes/day! 5 times/week!

Steps, Skips, & Same Notes



Same Notes (spaces) Same Notes (lines) Step UP (space, line) Step DOWN (line, space) Skip UP (space, space) Skip DOWN (line, line)

Circle the measures with two same notes:



Circle the measures with stepping notes:



Circle the measures with skipping notes:



Circle each measures' description:



Same Step Skip Same Step Skip Same Step Skip Same Step Skip Same Step Skip Same Step Skip

From the , circle the:

step up

step down

skip up

skip down

C D E F G A B

C D E F G A B

C D E F G A B

C D E F G A B

PlayTime! Jungle #14

Listen Sing Write Play Quiz Dance


Focus Concept: Demonstrate all we know! We are learning!

>>>Thanks for practicing! It will pay off! Keep going! <<<	1x	2x	3x	4x	5x
1.CD--Happy Listening! Listen to your CD as much as you can!	Listening/Singing Time 2x				
	30 min	30 min			
2. Homework! <ul style="list-style-type: none"> Do HW 14-p. 30 "Hello to Music Symbols, Review our Journey" Follow Directions! :) 	Writing Time (1x)				
	5 min				
3. Instrument Play! Follow your music! Get Ready for Recital! <u>Bells:</u> <ul style="list-style-type: none"> Recital Song: <u>Piano:</u> _____ <ul style="list-style-type: none"> Recital Song: _____	Mallets and Finger Time (5x)				
	5 min	5 min	5 min	5 min	5 min
	5 min	5 min	5 min	5 min	5 min
4. Flashcards! <ul style="list-style-type: none"> Hal Leonard white cards. Read and play same, step, and skip movements, #35-40 both sides of cards (video) 	Flash Those Cards Time (3x)				
	3 min	3 min	3 min		
5. Dance with Me! Parent/Child Play: <ul style="list-style-type: none"> <i>Che Che Koolay</i> (call/response copy movement game video). 	Parent/Child Bonding Time (2x)				
	5 min	5 min			

You choose! Practice 10 Minutes/day! 5 times/week!









Hello to Music Symbols!

Review our Journey



Beat Value

1) Write each note/rest's beat value in the box.

 Quarter Note		 Quarter Rest
 Half Note		 Half Rest
 Dotted Half Note		 Dotted Half Rest
 Whole Note		 Whole Rest

2) Draw lines that match symbols to terms.

Symbol

Music Term

f

Treble Clef (high)



Bass Clef (low)



Piano (soft dynamic)

p

Forte (loud dynamic)



Line notes




Repeat Sign



Staccato Note

3) Circle the 2 black note neighborhood notes black.
Circle the 3 black note neighborhood blue.

4) Label the keyboard notes C D E F G A B.



5) "7 Note Alphabet" fill in:

A _ C _ E _ G

A B _ D _ _ G

G F _ D _ B _ A

6) Put two "X"s on notes above that are a step in distance.

PlayTime! Jungle #15

Listen Sing Write Play Quiz Dance

Focus Concept: It's Recital time! Let's practice and party!


>>>Thanks for practicing! It will pay off! Keep going! <<<	1x	2x	3x	4x	5x
1.CD--Happy Listening! Listen to your CD as much as you can!	Listening/Singing Time 2x				
	30 min	30 min			
2. Homework! <ul style="list-style-type: none"> HW 15: See Recital Checklist in email. :) Be prepared! 	Writing Time (1x)				
	5 min				
3. Instrument Play! Practice for the Recital! You'll do great! <u>Bells:</u> <ul style="list-style-type: none"> Recital Song: ----- <u>Piano:</u> <ul style="list-style-type: none"> Recital Song: -----	Mallets and Finger Time (5x)				
	5 min	5 min	5 min	5 min	5 min
	5 min	5 min	5 min	5 min	5 min
	5 min	5 min	5 min	5 min	5 min
4. Flashcards! <ul style="list-style-type: none"> Practice your house flashcards: letter side out easier, house side out harder. Say and play 3 of each note. Master it! (video) 	Flash Those Cards Time (3x)				
	3 min	3 min	3 min		
5. Dance with Me! Parent/Child Play: <ul style="list-style-type: none"> Recital Practice (video). 	Parent/Child Bonding Time (2x)				
	5 min	5 min			

THANKS FOR A GREAT SEMESTER!!! I'm so proud of you!


My Music Adventures

YEAR 1: IN THE JUNGLE




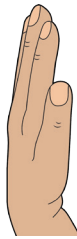
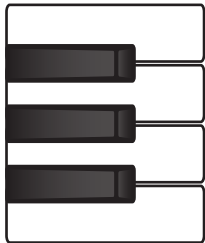


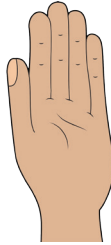

















p



f



Jungle Rhythms

 <p>Elephant</p>	<p>measure 1</p>  <p>1 2 3 4</p>	<p>measure 2</p>  <p>1 2 3 4</p>
 <p>Lion</p>	 <p>1 2 3 4</p>	 <p>1 2 3 4</p>
 <p>Monkey</p>	 <p>1 2 3 4</p>	 <p>1 2 3 4</p>
 <p>Cicada</p>	 <p>1 & 2 & 3 & 4 &</p>	 <p>1 & 2 & 3 & 4 &</p>

Let's analyze and discuss...

- 1) Which jungle friend has the most notes in a measure?
- 2) Which jungle friend has the least notes in a measure?
- 3) Which jungle friend uses quarter note beats?
- 4) How many of the lion's notes equal one elephant notes?
- 5) How many of the monkey's notes are there for one elephant note?



Star Light, Star Bright

Star 1 light, 2 star 1 bright, 2

First 1 star 2 I & see 1 to & - night, 2

Wish 1 I & may, 2 wish 1 I & might, 2

Have 1 the & wish 2 I & wish 1 to & - night. 2

Fact: Most rainforests get over 100 inches of rain every year!

Rain Rain Go Away

Do you think the rainforest animals ever wish it would stop raining? :)



Two Four
Time Signature
=
Means we count
two beats/measure

5 3

Rain Rain Go A-way
Sol Mi Sol Sol Mi
1 & 2 & 1 & 2 &

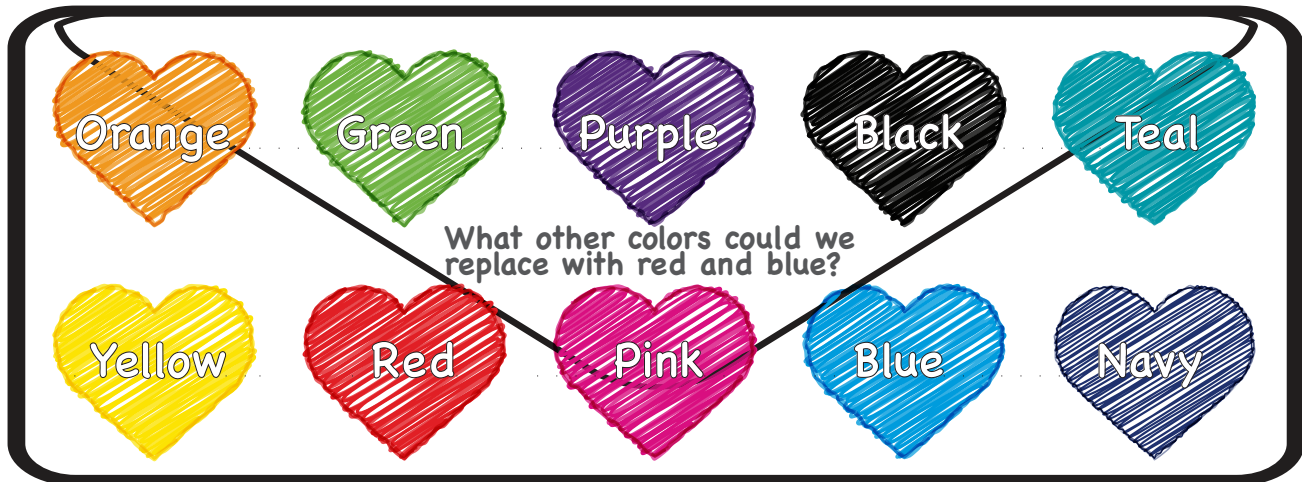
5 3

3

Come a-gain a-noth-er day
Sol Sol Mi Mi Sol Sol Mi
1 & 2 & 1 & 2 &



Valentine Red & Blue

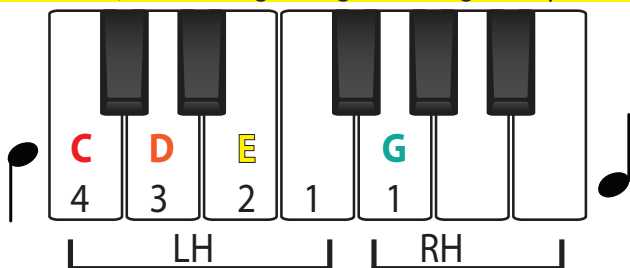


Red and blue, red and blue, Val - en - tine.
 mi sol sol mi do do re re mi
 1 & 2 1 & 2 1 2 1 2

Red and blue, red and blue, you are kind.
 mi sol sol mi do do mi re do
 1 & 2 1 & 2 1 2 1 2

Left Hand Notes down stem
 Right Hand Notes up stem

Bonus! Play this song using a 5 finger C position!



NEW! NOTE VALUES: EIGHTH NOTES

1 Quarter Note Gets 1 beat

One Eighth Note Gets 1/2 beat

Two Eighth Notes Get 1 beat


1/2 + 1/2 = 1

How many of each note are in this song?


Love Somebody




Folk Song



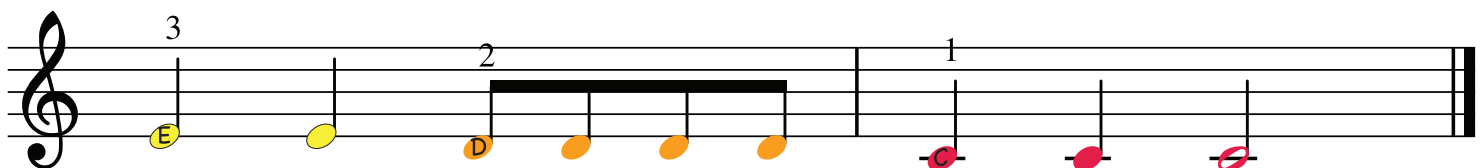
Love some - bo - dy, yes I do.
Do Mi Sol Sol Re Mi Fa



Love some - bo - dy, yes I do.
Do Mi Sol Sol Fa Mi Re


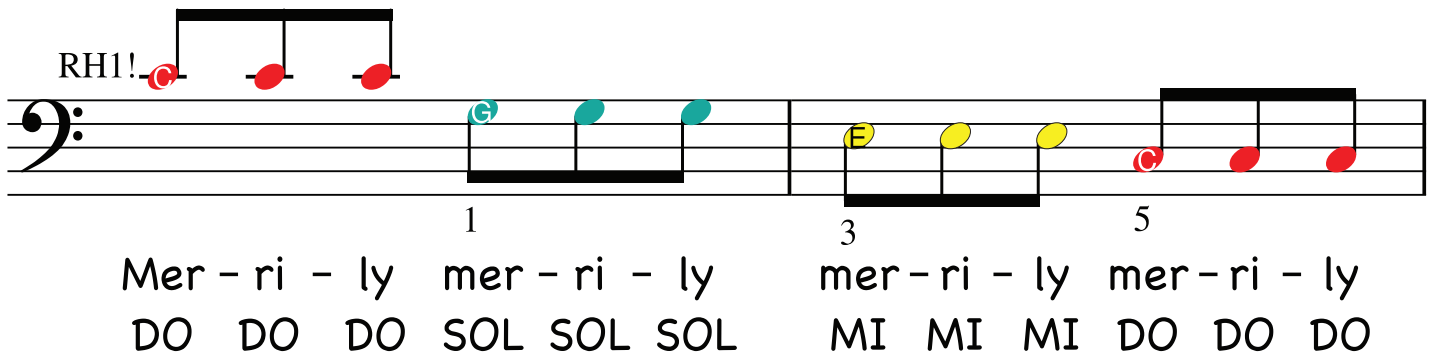

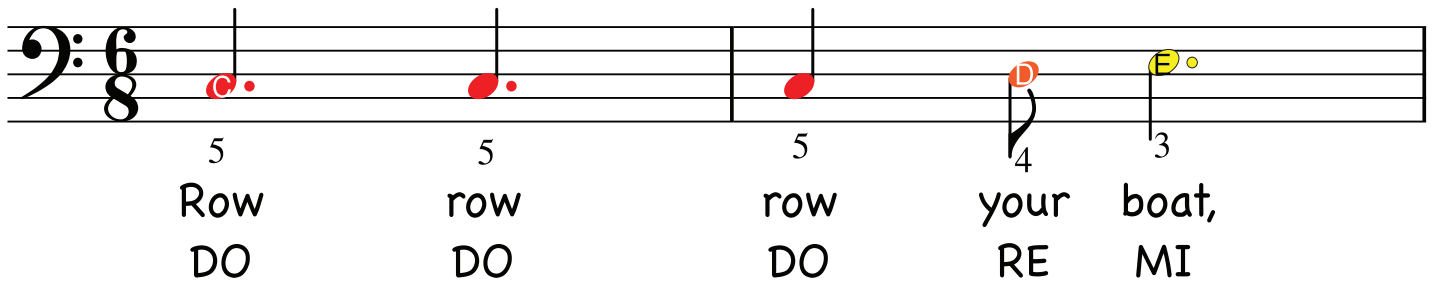
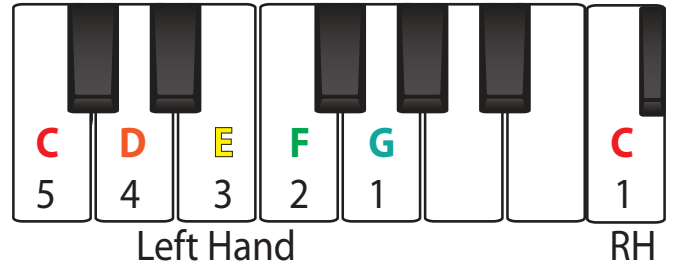
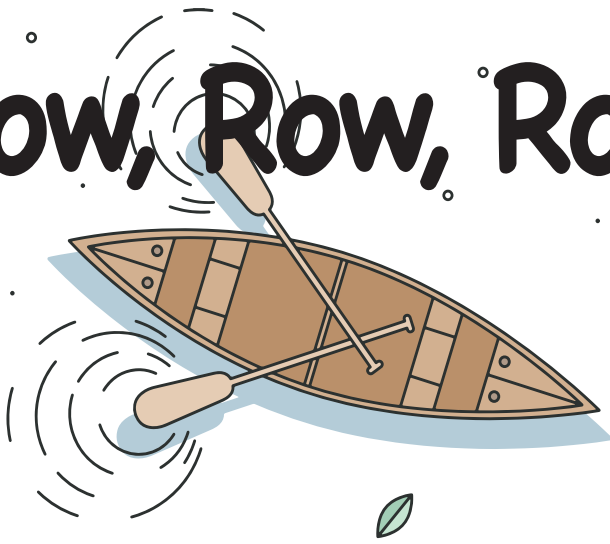


Love some - bo - dy, yes I do.
Do Mi Sol Sol Re Mi Fa

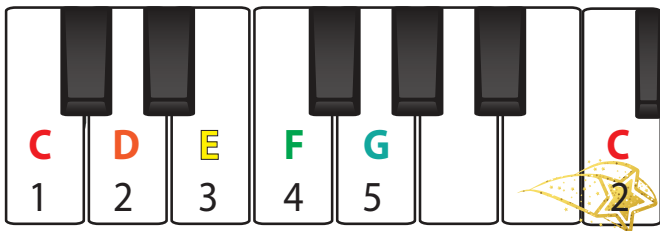


Love some - bo - dy but I won't tell who.
Mi Mi Re Re Re Re Do Do Do

Row, Row, Row Your Boat



Row, Row, Row Your Boat



Right Hand

LH
crosses over RH



Row DO row DO row DO your RE boat, MI

gent MI - ly RE down MI the FA stream. SOL


(LH2!) Mer - ri - ly mer - ri - ly mer - ri - ly mer - ri - ly
DO DO DO SOL SOL SOL MI MI MI DO DO DO

life SOL is FA but MI a RE dream. DO

The ABC's of Fur Elise

A duet to the "Fur Elise" theme

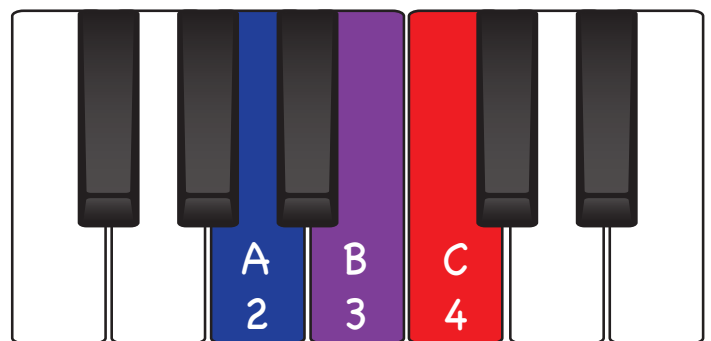
By Lindsey Judd



LH 2 Play any low A



Ludwig van Beethoven
1770-1827



RH

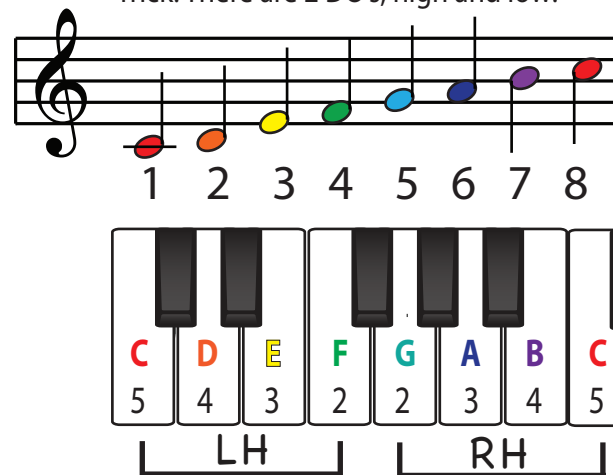
Major Scale Ladder Steps

Duet Idea!
Parent is the Elephant.
Parent play same music 8vb (8 notes/ lower with the student.
Parent sing/ say the lyrics to reinforce concepts taught.


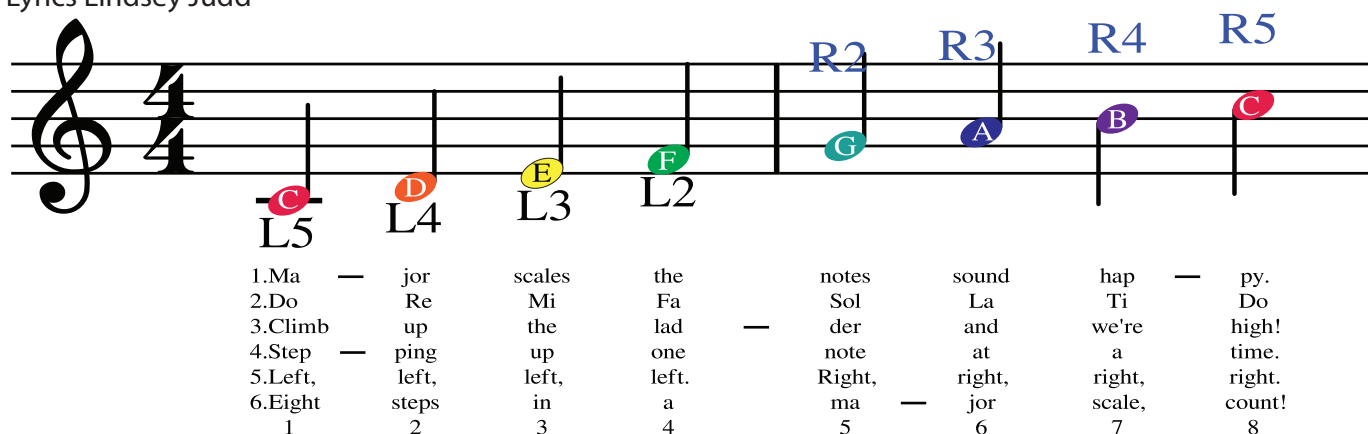


There are 8 steps in a Major Scale


Trick: There are 2 DO's, high and low!



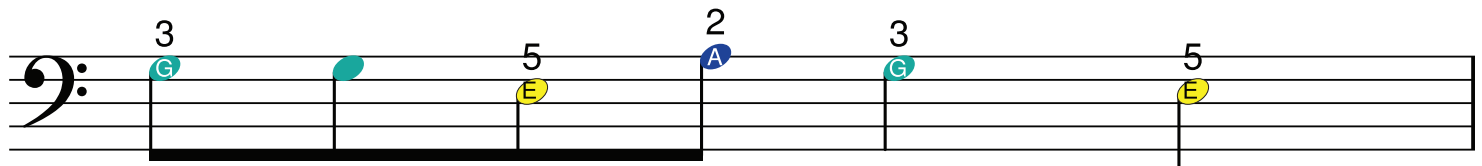
Lyrics Lindsey Judd



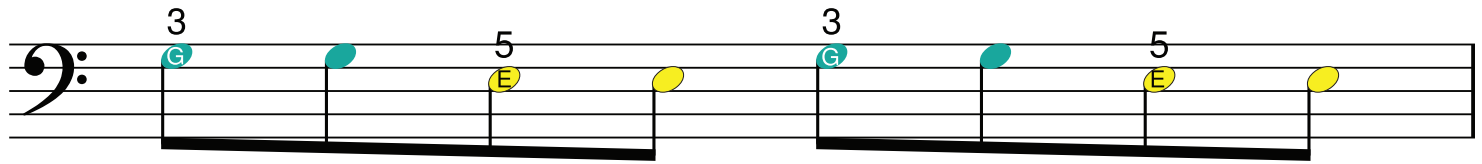
Bye Baby Bunting



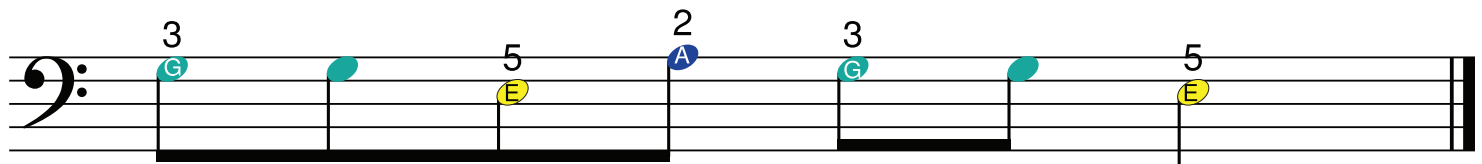
Bye sol ba - by bun - ting,
sol mi la sol mi



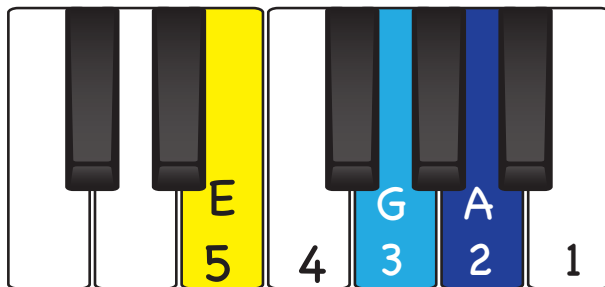
Dad - dy's gone a hunt - ing,
sol sol mi la sol mi



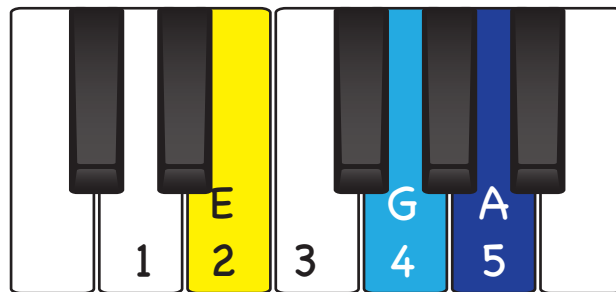
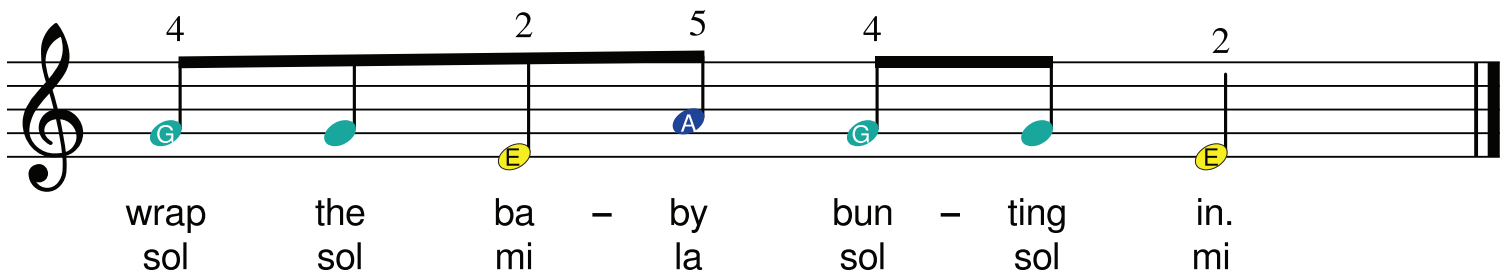
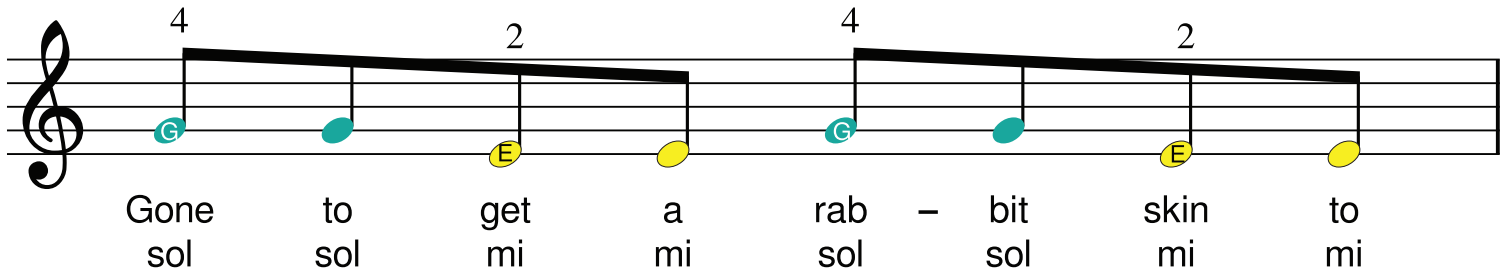
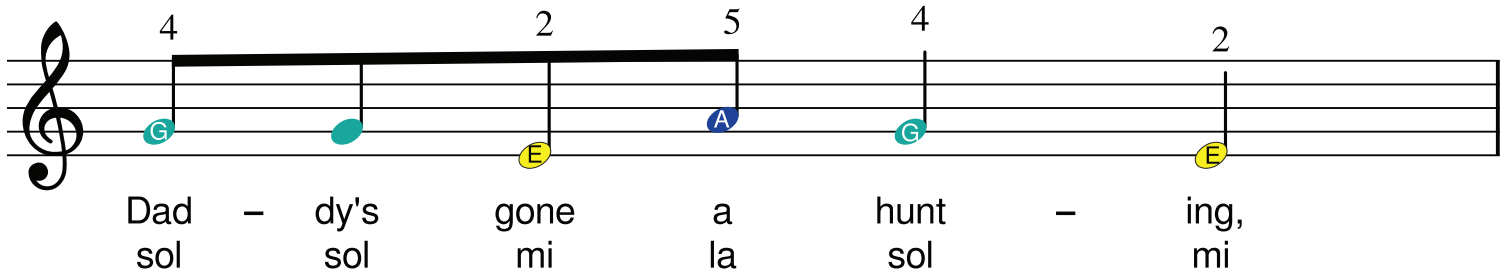
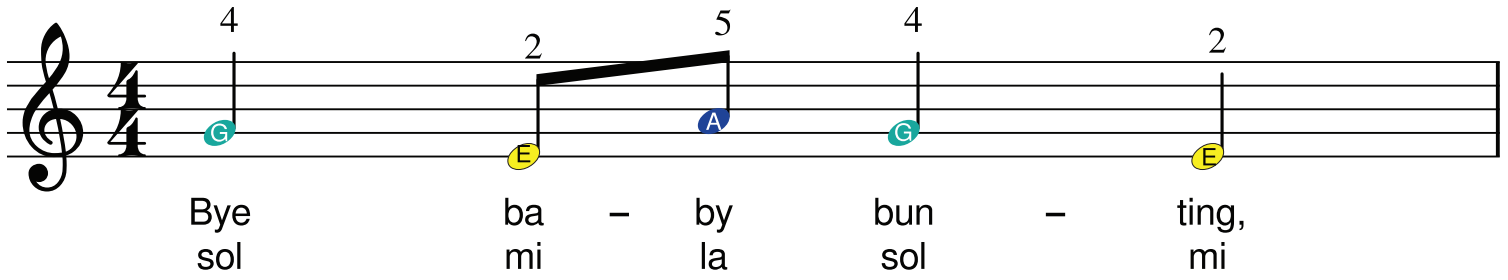
Gone to get a rab - bit skin to
sol sol mi mi sol sol mi mi




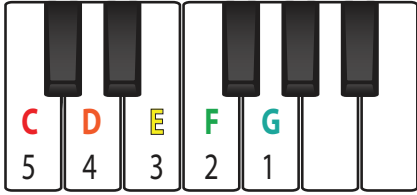
wrap the ba - by bun - ting in.
sol sol mi la sol sol mi



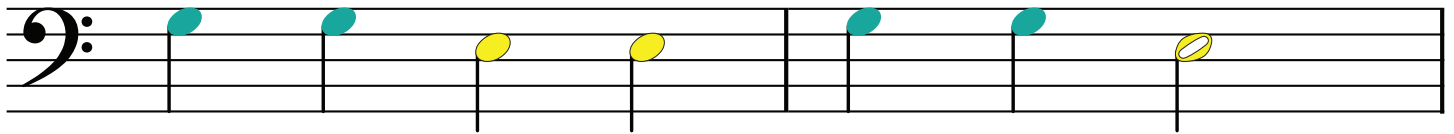
Bye Baby Bunting



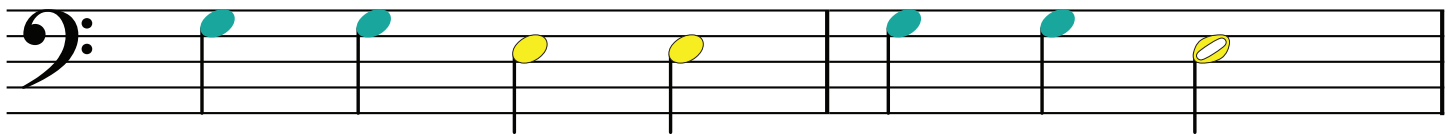
Kangaroo Skippyroo



Kan - ga - roo, skip - py roo,



Doz - ing in the mid - day sun.

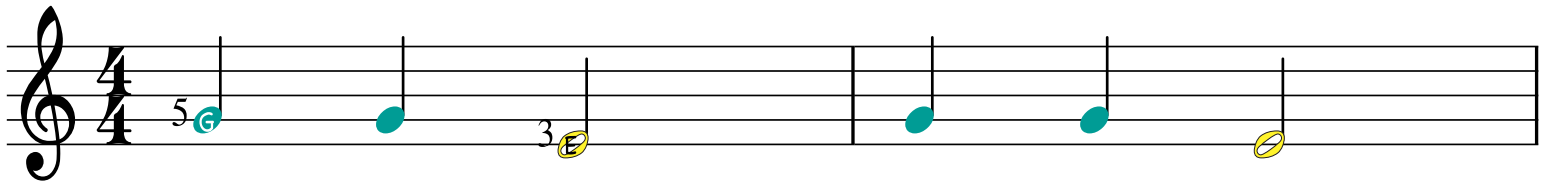
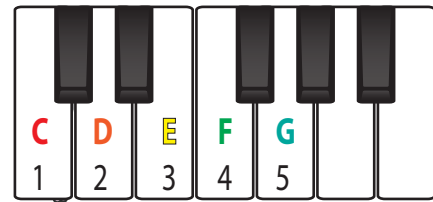


Comes a hun - ter, run run run,

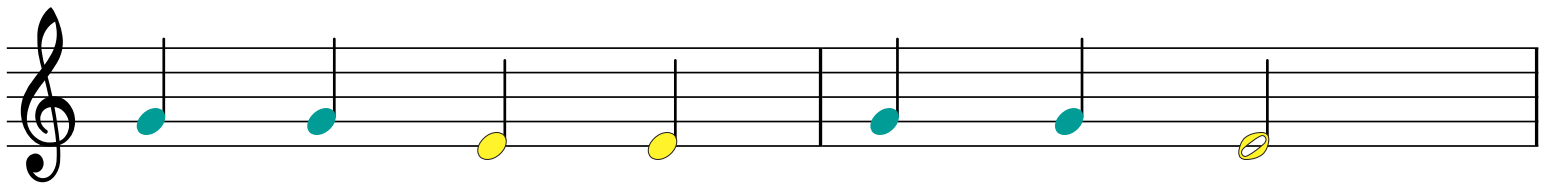


Guess who's caught you just for fun?

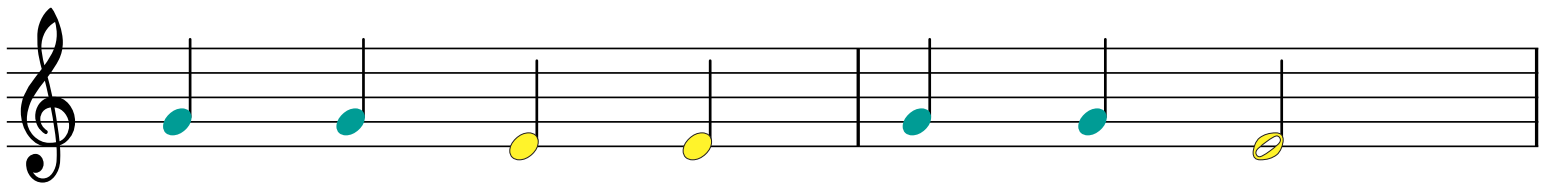
Kangaroo Skippyroo




Kan - ga - roo skip - py roo



Doz - ing in the mid - day sun.

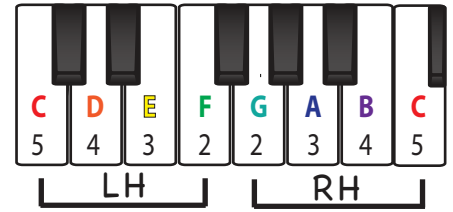


Comes a hun - ter, run run run.



Guess who's caught you just for fun?

Fruit Scales



Lindsey Judd

1. Pie

pie pie pie pie ...

2. Cherry

che - rry che - rry ...

che - rry che - rry ...



3. Pineapple

pine-ap-ple pine-ap ple ...

pine-ap ple pine-ap ple ...

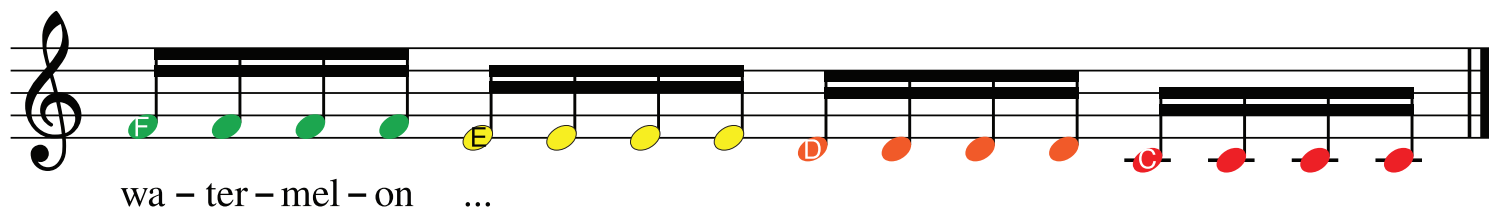
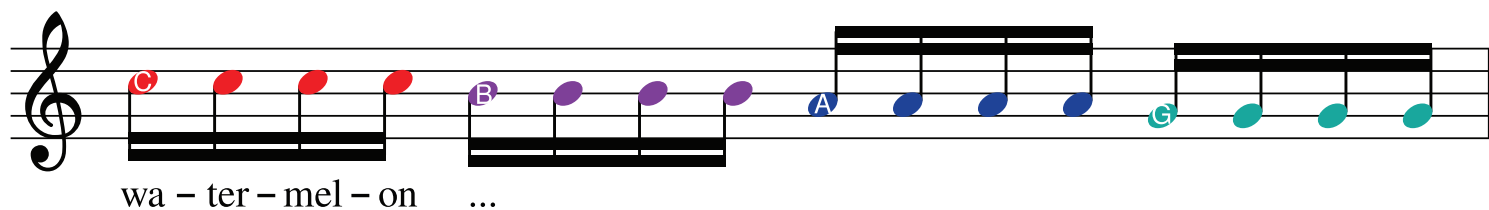


4.

Coconut

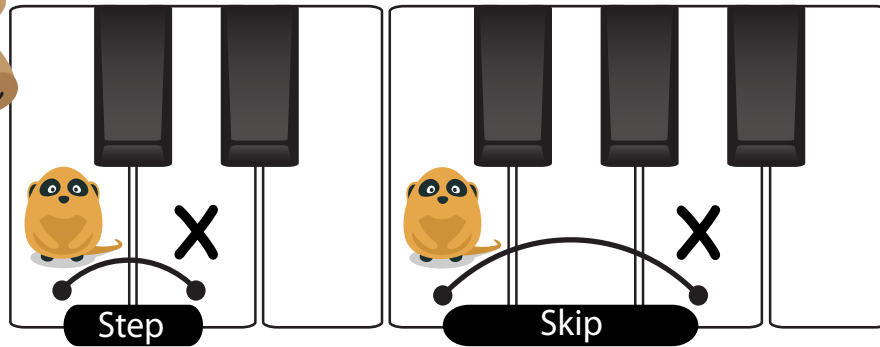


5.

Watermelon



Steps and Skips



From one key to the next key. When we skip over one key.
Line to next space/space to next line. Line to next line/ space to next space.

Up and Down The Giraffe's Neck

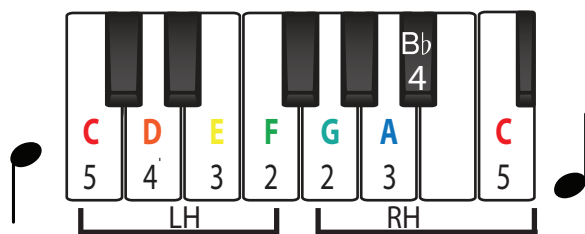
Clim Do - bing mi up re the fa gir mi - affe's sol neck, I la
reach sol the ti top la and do eat ti the re leaves. do
Clim Do - bing la down ti the sol gir la - affe's fa neck, sol I mi
take fa a re fall mi and do skin re my ti knees. do

What is the pattern going up?
Skip up, step down

What is the pattern going down?
Skip down, step up

A Ram Sam Sam

(Melody Part)



A (flat) \flat tells us to play the next note down from the note given. Usually a black note. In this song, it's B flat.

Moroccan (African) Folk Song

Sheet music for the melody of "A Ram Sam Sam" in 4/4 time, featuring a key signature of one flat (Bb). The music is divided into four systems, each with a treble clef and a key signature of one flat. The notes are color-coded: red for A, green for F, blue for Bb, and yellow for E. Fingerings are indicated by numbers 1-5 above the notes. The lyrics are written below the notes, with some words in French (A, Sol, ra, fiq, a) and others in English (ram, sam, Gu - li, Re, Mi, Do, Ti).

System 1: A Sol ram sam sam, A ram sam sam, Gu - li
Sol Do Do Do Sol Do Do Do Ti Do

System 2: gu - li gu - li gu - li gu - li ram sam sam.
Re Re Re Re Mi Do Re Do Do

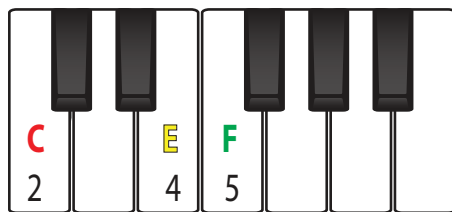
System 3: A Sol ra - fiq, a Sol ra - fiq, gu - li
Sol Sol Mi Sol Mi Re Mi

System 4: gu - li gu - li gu - li gu - li ram sam sam.
Fa Fa Fa Fa Sol Mi Mi

A Ram Sam Sam

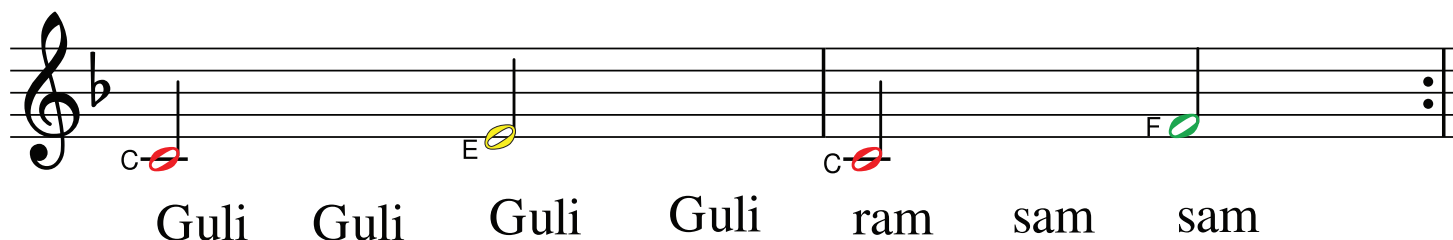



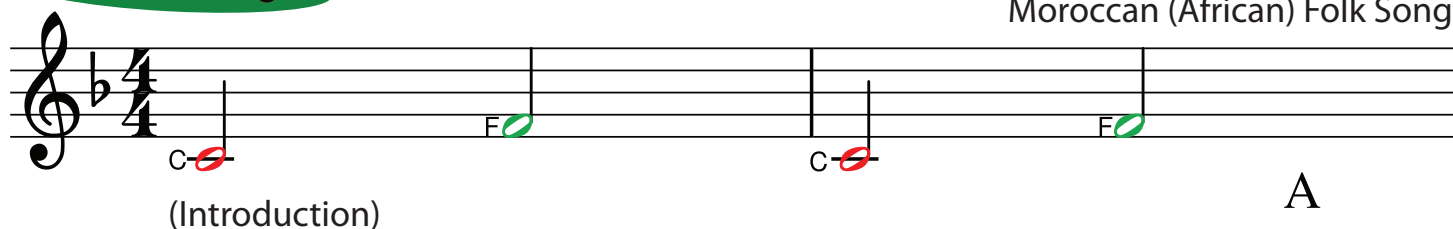


Ostinato Part:
Continuous pattern in music.

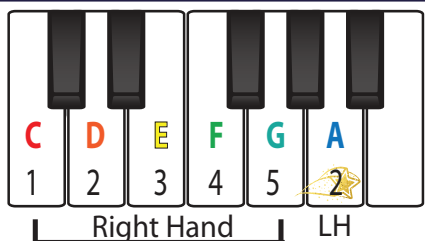


Translation:
"Get up on your
horse and gallop away."

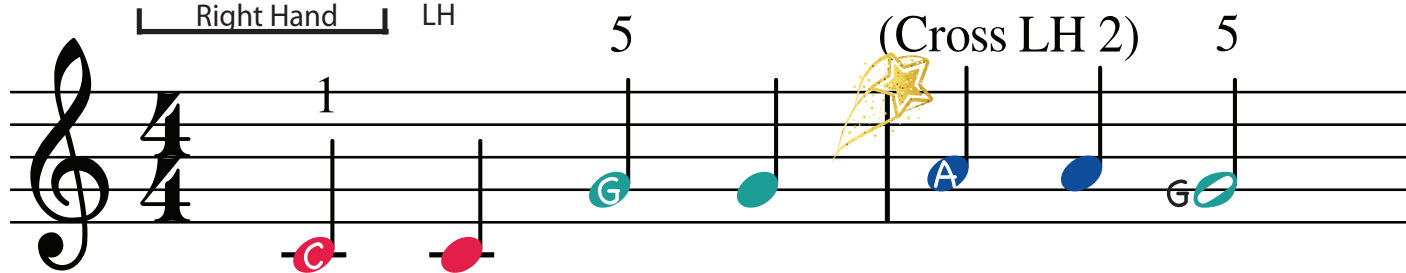
Moroccan (African) Folk Song



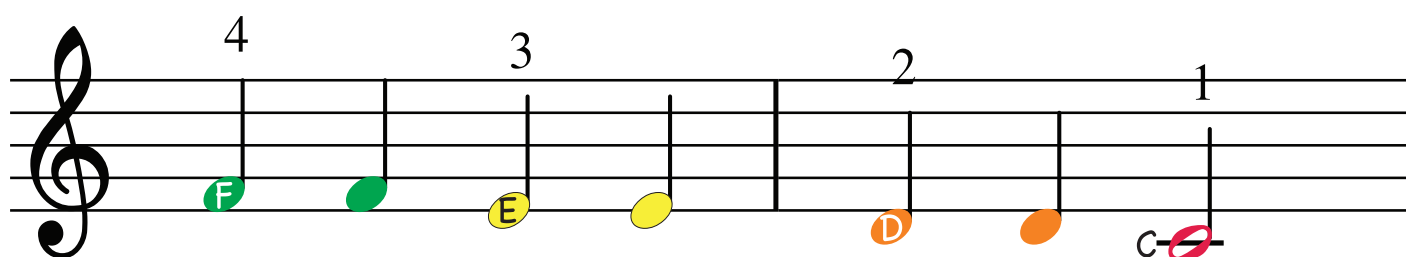
Twinkle Twinkle Little Star



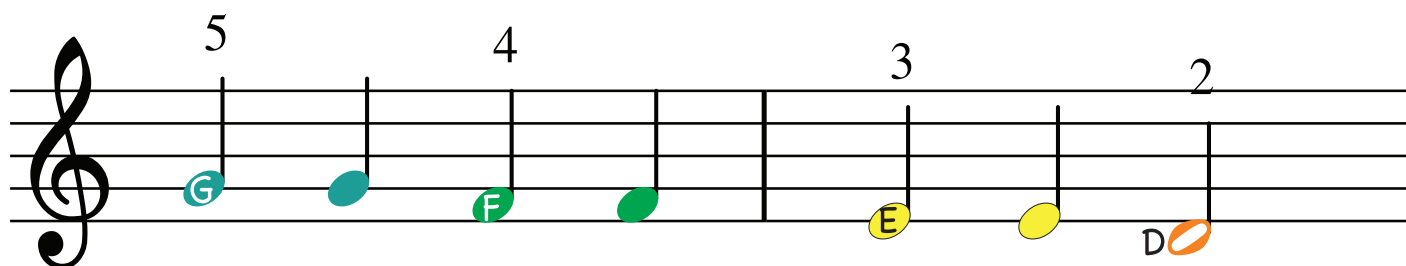
Bonus!
Can you also play this song with your left hand?
What will you do when you need to play the A?
Will you stretch your thumb up?




Twin-kle twin-kle li - ttle star




how I won-der what you are.



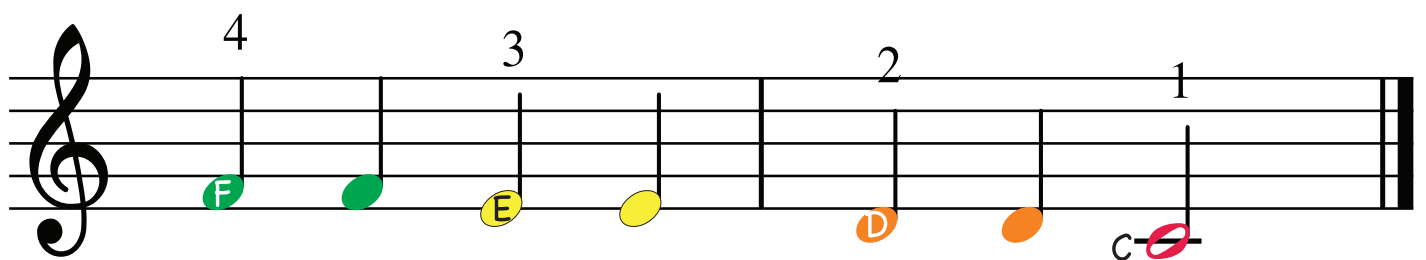
Up a - bove the world so high,



like a dia-mond in the sky.



Twin-kle twin-kle li - ttle star

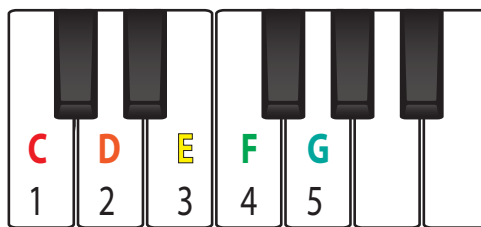


how I won-der what you are.

Mexican Hat Dance



Mariachi Band



Handwritten musical notation for the Mexican Hat Dance, featuring two staves with notes, rests, and fingerings. The first staff includes a treble clef, a key signature of one flat (Bb), and a 4/4 time signature. The second staff includes a treble clef, a key signature of one flat (Bb), and a 4/4 time signature. The notation includes various note values, rests, and fingerings (1-6) for both hands.

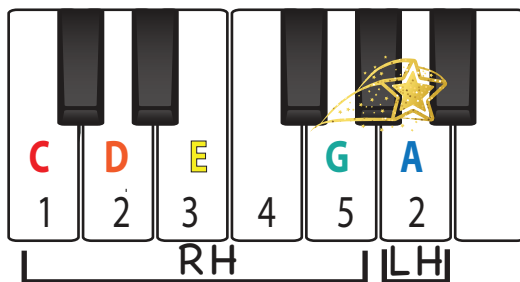
Counting is important in music. It helps us to stay on beat.
Music doesn't sound the same when we play different notes, rhythms, and timing.



Traditional Dress

Handwritten musical notation for the Mexican Hat Dance, featuring two staves with notes, rests, and fingerings. The first staff includes a bass clef, a key signature of one flat (Bb), and a 4/4 time signature. The second staff includes a bass clef, a key signature of one flat (Bb), and a 4/4 time signature. The notation includes various note values, rests, and fingerings (1-6) for both hands.

Black Snake



Left Hand 2 finger crosses over the Right Hand, like in Twinkle Twinkle Little Star.

Chord Symbol

C **F** **C**

Black snake, black snake, where are you hi - i - ding?
do do do do do la sol mi re do

C **F** **C**

Black snake, black snake, where are you hi - i - ding?
do do do do do la sol mi re do

C **F** **C**

Black snake, black snake, where are you hi - i - ding?
do do do do do la sol mi re do

G **C**

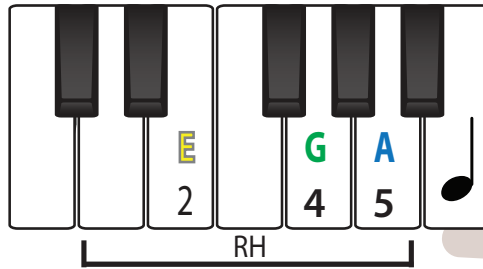
Don't you bi - ite me!
re sol mi re do

It's Raining, It's Pouring

Can your "tiger eyes" spy these coconut and pineapple rhythms on the last line?



rhythms on the last line?



Folk Song

Musical score for "It's Raining, It's Pouring" in 2/4 time. The score consists of four staves of music with lyrics and solfège syllables (Mi, Sol, La) written below. Fingerings (2, 4, 5) are indicated above certain notes. The notes are color-coded: yellow for E (Mi), green for G (Sol), and blue for A (La).

It's rain - ning, it's pour - ing, the
Mi Sol Mi La Sol Mi Mi

old man is snor - ing. He
Sol Mi La Sol Mi Mi

went to bed and bumped his head and
Sol Sol Mi Mi Sol Sol Mi Mi

could-n't get up in the morn - ing.
Sol Sol Sol Mi Mi La Sol Mi

Spanish Counting Song



RH-5 Finger+Stretch+cross over

Composer Unknown
Arranged by Lindsey Judd

1 2 4 5 4 ② 4 3 2 1 1

U - 1 no dos, y, tres, cua 4 tro, cin 5 co, seis, si -

5 3 2 3

5 ⑤ 2 4 3 2 1

e - te, o - cho nu 8 e - ve, I cancount to di 10 ez. Tra

9 ⑤ 3 4 2 3 4 1 4 ①

la la la la, Tra la la la la, Tra la la la la la. Tra

13 5 3 4 2 3 4 3 2 1 ②

la la la la, Tra la la la la la, Tra la la la la. la.

Che Che Koolay



Ghanaian (Africa) Folk Song
Arranged by Lindsey Judd

3 2

Che che koo-lay

3 2 5

Cheche ko-fee sa,

3 4

3 4 1

Echo: Che che koo-lay

Cheche ko-fee sa,

5 2 3

Ko-fee sa-lan-ga

4 3

4 3

3 1 4 3

Ka-ka-sheelan-ga

Ko-fee sa-lan-ga

Ka-ka-sheelan-ga

9 ① 5 4 5

Whoops, ah lay, lay,

Whoops, ah lay, lay, hey!

⑤ 1 2 1

Whoops, ah lay, lay, Whoops, ah lay, lay, hey!

Before Dinner

Folk Song from Congo, Africa
Arranged Lindsey Judd

Solo (Call) **All (Response)**

First we go to hoe our gar - den, Ya, ya, ya, ya,

Solo (Call) **All (Response)**

Next we car - ry jugs of wa - ter, Ya, ya, ya, ya,

Solo (Call) **All (Response)**

Then we pound the yel - low corn, Ya, ya, ya, ya,

Solo (Call) **All (Response)**

Then we stir our pots of mush, Ya, ya, ya, ya,

Solo (Call) **All (Response)**

Now we eat, come gath - er round the camp fire, Ya, ya, ya, ya.

Solfège Song

Step 1: Play this song on your bells and sing the words.

Step 2: Without playing the bells, sing the words and make the hand signs.

(Make your hand signs using both hands.)

Step 3: Do both steps 1 and 2, but start at the top of the song and work your way backwards.

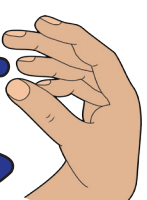
Step 4: Do your awesome dance, because you are awesome!




We have a high do and a low do



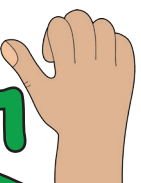
Points up to ...



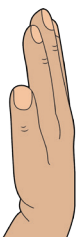
Nice and loose



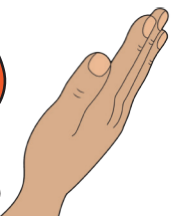
Like a gate



With your thumbs down



Like the floor



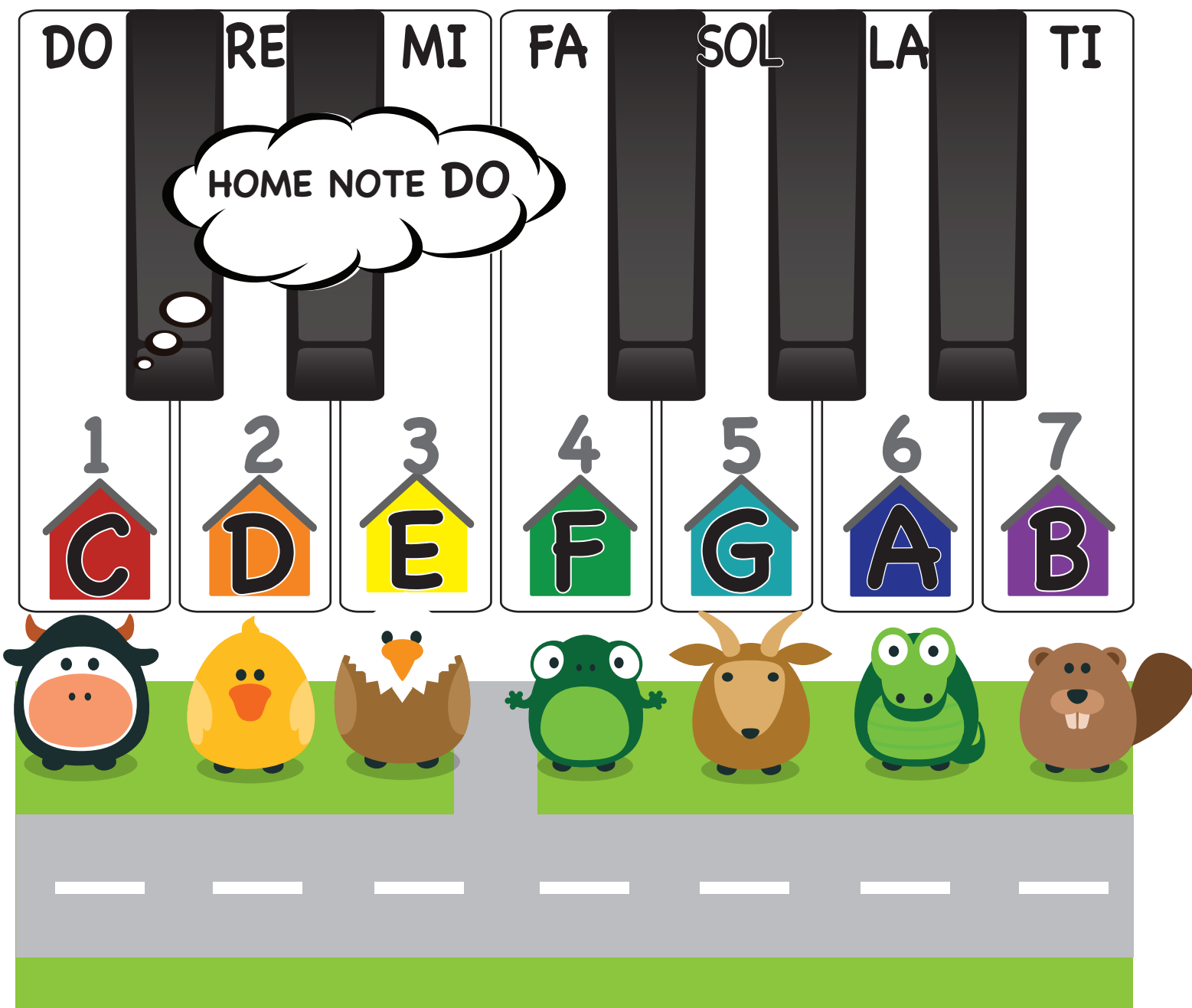
Like a rooftop

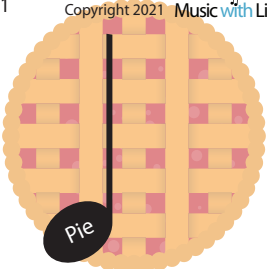
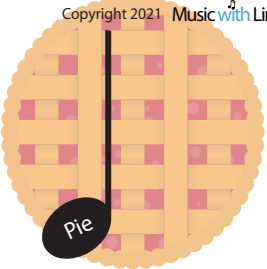
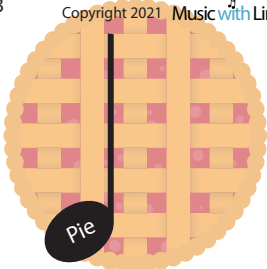
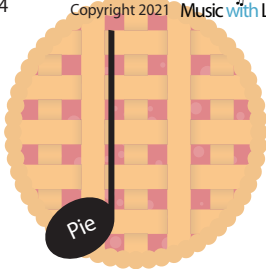

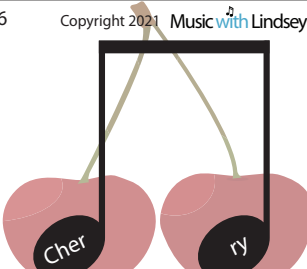
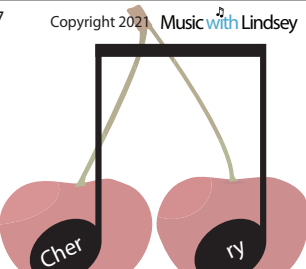
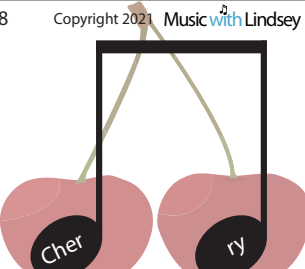
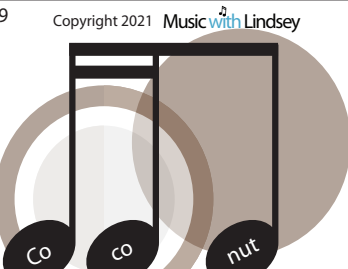
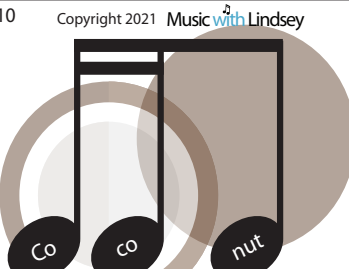
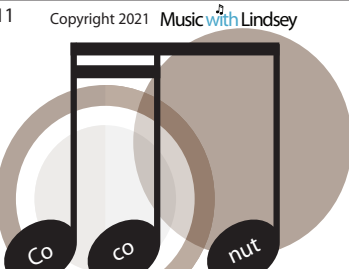
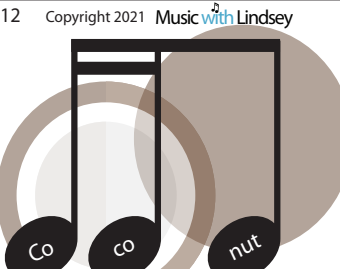




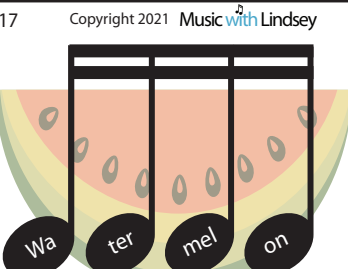
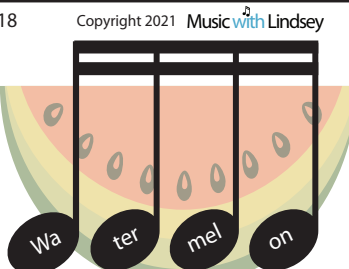
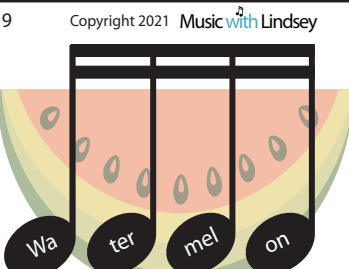
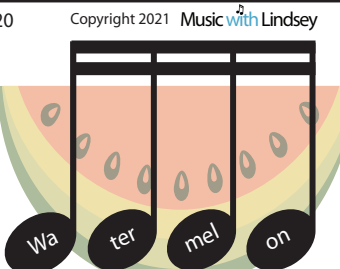


At your bellybutton

NEIGHBORHOOD KEYS

On the block of 2 Black Keys lives C, D, E.
On the block of 3 Black Keys lives F, G, A, B.



<p>1 Copyright 2021 Music²with Lindsey</p>  <p>Pie</p> <p>1 e & a</p>	<p>2 Copyright 2021 Music²with Lindsey</p>  <p>Pie</p> <p>1 e & a</p>	<p>3 Copyright 2021 Music²with Lindsey</p>  <p>Pie</p> <p>1 e & a</p>	<p>4 Copyright 2021 Music²with Lindsey</p>  <p>Pie</p> <p>1 e & a</p>
<p>5 Copyright 2021 Music²with Lindsey</p>  <p>Cher ry</p> <p>1 e & a</p>	<p>6 Copyright 2021 Music²with Lindsey</p>  <p>Cher ry</p> <p>1 e & a</p>	<p>7 Copyright 2021 Music²with Lindsey</p>  <p>Cher ry</p> <p>1 e & a</p>	<p>8 Copyright 2021 Music²with Lindsey</p>  <p>Cher ry</p> <p>1 e & a</p>
<p>9 Copyright 2021 Music²with Lindsey</p>  <p>Co co nut</p> <p>1 e & a</p>	<p>10 Copyright 2021 Music²with Lindsey</p>  <p>Co co nut</p> <p>1 e & a</p>	<p>11 Copyright 2021 Music²with Lindsey</p>  <p>Co co nut</p> <p>1 e & a</p>	<p>12 Copyright 2021 Music²with Lindsey</p>  <p>Co co nut</p> <p>1 e & a</p>
<p>13 Copyright 2021 Music²with Lindsey</p>  <p>Pine ap ple</p> <p>1 e & a</p>	<p>14 Copyright 2021 Music²with Lindsey</p>  <p>Pine ap ple</p> <p>1 e & a</p>	<p>15 Copyright 2021 Music²with Lindsey</p>  <p>Pine ap ple</p> <p>1 e & a</p>	<p>16 Copyright 2021 Music²with Lindsey</p>  <p>Pine ap ple</p> <p>1 e & a</p>
<p>17 Copyright 2021 Music²with Lindsey</p>  <p>Wa ter mel on</p> <p>1 e & a</p>	<p>18 Copyright 2021 Music²with Lindsey</p>  <p>Wa ter mel on</p> <p>1 e & a</p>	<p>19 Copyright 2021 Music²with Lindsey</p>  <p>Wa ter mel on</p> <p>1 e & a</p>	<p>20 Copyright 2021 Music²with Lindsey</p>  <p>Wa ter mel on</p> <p>1 e & a</p>

1 Copyright 2021 Music²with Lindsey

Pie

1 e & a

2 Copyright 2021 Music²with Lindsey

Pie

1 e & a

3 Copyright 2021 Music²with Lindsey

Pie

1 e & a

4 Copyright 2021 Music²with Lindsey

Pie

1 e & a

5 Copyright 2021 Music²with Lindsey

Cher ry

1 e & a

6 Copyright 2021 Music²with Lindsey

Cher ry

1 e & a

7 Copyright 2021 Music²with Lindsey

Cher ry

1 e & a

8 Copyright 2021 Music²with Lindsey

Cher ry

1 e & a

9 Copyright 2021 Music²with Lindsey

Co co nut

1 e & a

10 Copyright 2021 Music²with Lindsey

Co co nut

1 e & a

11 Copyright 2021 Music²with Lindsey

Co co nut

1 e & a

12 Copyright 2021 Music²with Lindsey

Co co nut

1 e & a

13 Copyright 2021 Music²with Lindsey

Pine ap ple

1 e & a

14 Copyright 2021 Music²with Lindsey

Pine ap ple

1 e & a

15 Copyright 2021 Music²with Lindsey

Pine ap ple

1 e & a

16 Copyright 2021 Music²with Lindsey

Pine ap ple

1 e & a

17 Copyright 2021 Music²with Lindsey

Wa ter mel on

1 e & a

18 Copyright 2021 Music²with Lindsey

Wa ter mel on

1 e & a

19 Copyright 2021 Music²with Lindsey

Wa ter mel on

1 e & a





20 Copyright 2021 Music²with Lindsey

Wa ter mel on

1 e & a

CUT OUT THIS PAGE
RHYTHM CARDS ON FRONT

BEAT MAP



In the Jungle



INTO THE FOREST



AT THE FARM



OUT TO SEA



the Music
ADVENTURES



ON WORLD TOUR

